

MEYER GAGE COMPANY

2016 CATALOG



Phone: 800-243-7087 www.meyergage.com Fax: 860-528-1428

ISO 9001 Certified
Accredited Calibration Services

Meyer Gage Calibration Laboratory

As of October 29, 2010, Meyer Gage Company, Inc. is extremely pleased to provide calibration and final inspection services with new instrumentation capabilities reaching dimensional accuracy levels down to a mere 2 millionths (0.05 microns) of an inch as part of our continuous improvement program.

Meyer Gage has recently completed construction of a dedicated, fully-automated, climate controlled inspection room to promote the highest levels of gaging and measurement reliability standards while delivering the lowest level of measurement uncertainty than any other time in our 50 year history.

We've installed a Pratt & Whitney LabMaster Universal® laser-based universal length measuring (ULM) system for gage calibration that can precisely measure:

- length
- outside diameter
- pitch diameter
- linear displacement
- thickness
- taper
- inside diameter
- major/minor diameter
- lead



The ULM system maintains ultra-high accuracy by fully integrating a laser interferometer, zero Abbe offset design, and a large measuring table with center position, height, pitch, and yaw controls.

The Pratt & Whitney proprietary system helps remove operator-influenced errors commonly observed with traditional gaging methods, by using a computer-controlled, precision air-bearing slide and gaging fingers —to maintain a constant force during measurement.



The Labmaster Universal (LM U306270) is suitable for virtually all internal (ID) and external (OD) measuring applications within a range of 0.020 inch (0.5 mm) to 14 inches (356 mm).

Some of the new ULM measuring capabilities include:

- gage blocks
- pin & plug gages
- tapered plugs
- end standards
- snap gages
- plain rings, threaded rings & plugs
- cylindrical setting gages
- API gages
- micrometers, indicators, LVDTs, calipers

The Labmaster Universal uses Pratt & Whitney's GageCal® software that automatically enters tolerances for:

- rings
- pins
- threads (calculates pitch/major diameter)
- plugs
- balls

The ULM and GageCal software combination also flags out-of-tolerance conditions.

To sustain these high levels of reliability, this inspection station is housed within a new 20' x 44' laboratory which includes a custom designed HVAC system with a microprocessor-based environmental management system to allow for more precise temperature and humidity control.

This new addition to our South Windsor, CT facilities can deliver some of the highest levels of gaging and measurement reliability in the industry. Meyer Gage has positioned itself to bring new levels of quality to our customers —now, within 50 nanometers of precision.



Meyer Gage Company "Gagemakers for the World"



CONTENTS

<i>DESCRIPTION</i>	<i>PAGE</i>	<i>DESCRIPTION</i>	<i>PAGE</i>
THE ABC'S OF PLUG GAGES, GAGE MAKER'S TOLERANCE CHART	5	TRILOCK STYLE GAGES	25
PLUG GAGE USE, PLUG GAGE TOLERANCE & SELECTION	6	CUSTOM PROGRESSIVE GAGES	26
CALIBRATION PRICE LIST	7	MASTER SETTING DISCS	27
INDIVIDUAL CLASS Z GAGE PINS INDIVIDUAL CLASS X, XX GAGE PINS	8	THREAD MEASURING WIRES	28
ENGLISH GO/NOGO GAGES, METRIC GO/NOGO GAGES	9	GEAR MEASURING WIRES	29
BLACK OXIDE COATED CLASS ZZ GO/NOGO GAGES	10	3-WIRE THREAD MEASURING SYSTEM	30-31
GAGE HANDLES & ACCESSORIES	11	TAPERLOCK STEEL THREAD PLUG GAGES	32-34
ENGLISH Z GAGE SETS	12	TRILOCK REVERSIBLE STEEL THREAD PLUG GAGES	35
ENGLISH Z LIBRARY SETS	13	HELICAL COIL TAPERLOCK STEEL GAGES (STI)	36
CLASS ZZ BLACK OX GAGE SETS	14	REVERSIBLE STEEL THREAD PLUG GAGES ...	37
CLASS ZZ BLACK OX LIBRARY SETS	15	THREAD RING GAGES (ENGLISH)	38-39
METRIC Z GAGE SETS	16	TRUNCATED THREAD SETTING PLUGS	40-41
METRIC Z LIBRARY SETS	17	METRIC STEEL TAPERLOCK THREAD PLUG GAGES	42
CLASS X GAGE SETS	18	REVERSIBLE METRIC STEEL THREAD PLUGS	43
CLASS X LIBRARY SETS, CLASS X MG-25 SERIES	19	THREAD RING GAGES (METRIC)	44
CUSTOM LENGTH ZZ GAGES	20	THREAD SETTING PLUGS (METRIC)	45
CUSTOM LENGTH X GAGES	21	TAPER PIPE GAGES — NPT	46
GAGE STORAGE ACCESSORIES, HEAVY DUTY METAL STORAGE CABINETS	22	TAPER PIPE GAGES — NPTF	47
RING GAGES	23	TABLE OF THREAD PITCH DIAMETER LIMITS	48-49
TAPERLOCK STYLE GAGES	24	DECIMALS & METRIC EQUIVALENTS	50



NOTES



The ABC's of Plug Gages

The ABC's of Plug Gages

Plug Gage Measuring - the art of using pre-sized precision metal plugs to determine the acceptability of diameters of drilled or machined holes.

Go/NOGO Measurement - A GO gage is used to check the lower limit of a hole. A NOGO gage is used to check the upper limit of a hole. If the GO gage enters the hole and the NOGO gage is unable to enter, the design specifications of the hole have been met.

Uses - for precision GO/NOGO measuring of hole sizes and depths, checking hole location and distance, and setting micrometers. All gages are uniformly 2" long with ground ends, allowing you to use both ends for increased gage life. Gages are Carbon Chrome Alloy Steel (grade 52100 bearing quality steel) and heat treated to a 60-62 Rockwell C hardness. All of our products come with a Certificate of Class Conformance, traceable to NIST (National Institute for Standards Technology). The size and "+" (GO) or "-" (NOGO) are laser etched with a Meyer Exclusive Serial Number feature to ensure traceability on your shop floor on all gages that are .061" and larger.

Class ZZ Gages - These gages have an inch tolerance of .0002" and a metric tolerance of .005mm. They are practical where good precision and speed are important.

Class Z Gages - These gages have an inch tolerance of .0001" and a metric tolerance of .0025mm. They are one half the deviation of the ZZ, for a better fit.

Class X Gages - These gages are available with an inch tolerance of .00004" and a metric tolerance of .001mm. These gages are used where greater precision is needed.

Class XX Gages - These gages have an inch tolerance of .00002" and a metric tolerance of .0005mm. They are one half of the deviation of the X. Great for your most critical needs.

Length and Finish - All gages are 2 inches or 51mm long with ground ends for long life.

52100 Steel - This is bearing quality, Carbon Chrome Alloy Steel heat treated to 60-62 Rockwell C hardness and is considered the preferred material for the highest quality plug gages.

Certificate of Class Conformance - Assurance issued with each shipment of quality gages that conformance characteristics are traceable to NIST.

NIST - National Institute of Standards and Technology

Serial Number Etching - A feature that is exclusive to Meyer Gages and essential in assuring traceability on the shop floor on all gages that are 0.061 and larger".

Information on How to Take Care of your Meyer Gage

Clean the part before gaging. Get rid of dirt, coolant, and chips.
Protect the gage from damage. Nicks and burrs allow inaccurate results.

Do not force the gage. Use light pressure.
Keep gages clean and oiled. This increases wear life.

Avoid handling gaging surfaces. Fingerprints cause rust.

Gage Maker's Tolerance Chart

Plain Plug, Plain Ring & Master Gage Tolerances

Range (English)	XXX	XX	X	Y	Z	ZZ
.0009" to .8250"	.000010	.000020"	.000040"	.000070"	.000100"	.000200
.8251" to 1.5100"	.000015	.000030"	.000060"	.000090"	.000120"	.000240"
1.5101" to 2.5100"	.000020	.000040"	.000080"	.000120"	.000160"	.000320"
2.5101" to 4.5100"	.000025	.000050"	.000100"	.000150"	.000200"	.000400"
4.5101" to 6.5100"	.000033	.000065"	.000130"	.000190"	.000250"	.000500"
6.5101" to 9.0100"	.000040	.000080"	.000160"	.000240"	.000320"	.000640"
9.0101" to 12.2600"	.000050	.000100"	.000200"	.000300"	.000400"	.000800"

Range (METRIC)	XXX	XX	X	Y	Z	ZZ
21.01mm to 38.00mm	.00038mm	.00076mm	.00152mm	.00229mm	.00305mm	.00610mm
38.01mm to 64.00mm	.00051mm	.00102mm	.00202mm	.00305mm	.00406mm	.00813mm
64.01mm to 115.00mm	.00064mm	.00127mm	.00254mm	.00381mm	.00508mm	.01016mm
115.01mm to 165.00mm	.00084mm	.00165mm	.00330mm	.00483mm	.00635mm	.01270mm
165.01mm to 230.00mm	.00102mm	.00203mm	.00406mm	.00610mm	.00813mm	.01626mm
230.01mm to 300.00mm	.00127mm	.00254mm	.00508mm	.00762mm	.01016mm	.02032mm

What's the **Big Deal** about Laser Marking?

Our computer based, non-contact, thermal process produces a permanent medical grade mark on our gages. Through computer monitoring, the mark is carefully controlled to give consistent material penetration. This method gives superior quality control compared to other marking systems and traceability by serial number. All pins over .060" are marked with size and direction of tolerance.

NOTE: Cylindrical plug gage tolerance is GO (Plus) and NOGO (Minus).
 Master cylindrical plug gage tolerance is 50% Plus, 50% Minus.
 Master Setting Disc tolerance is 50% Plus, 50% Minus.
 Cylindrical plain ring gage tolerance is GO (Minus) and NOGO (Plus).



PLUG GAGE USE

When using plug gages for Go No-Go inspection the Go member should fit into the work piece to indicate to the operator that the component meets the correct specifications. The No-Go member should not fit into the work piece. If it does this indicates to the operator that the component has been machined incorrectly and is out of specification.

For this reason the Go gage is usually selected close but above the lower limit size of the component and the No-Go gage is usually selected just under the high limit of the component.

For example: a component that has a size specification of 0.250" to 0.255". The Go gage in this example may be selected to be a 0.250" plus gage pin and the No-Go pin gage selected as a 0.255" minus plug gage.

These gages, if Class Z, will range from 0.2500" to 0.2501" for the Go, and the minus gage will fall within a tolerance range size of 0.2550" to 0.2549".

The use of the Go and No-Go gages are used to inspect the component for a pass or fail process only, and will not measure the exact size of the hole or slot in the component. As in the above example, some "good parts" can actually fail the Go No-Go test if they fall below the actual gage size within the tolerance or class of the gage. Below is described a standard practice for selection of the Class of tolerance gage pins with a certain tolerance component.

Premium Factory Processing Service

Meyer Gage continues to work hard at meeting the expectations of our customers for product quality, responsiveness, and competitive pricing -while supplying the very finest fixed limit gages.

To further our commitment to you, we offer expediting services for orders requiring same-day processing and shipment, or rush services on custom made products. These special services will be charged a Premium Factory Processing Fee (35% of the net total order). Depending on the time, quantity and complexity of your order, shipping may be delayed until the following business day. While Meyer Gage cannot guarantee same-day shipment for all orders, we make every reasonable attempt to meet these shortened deadlines. (Shipping charges from the carrier of your choice are in addition to this service)

Plug Gage Tolerance & Selection

Standard practice in American industry is to allow 5% of the component hole tolerance for the Go gage tolerance and 5% for the No-Go gage tolerance. the go gage, whose nominal size is at the low limit of the hole to be checked is generally given a plus tolerance in order to insure that all parts accepted fall within the product tolerance.

For the same reason the No-Go gage, whose nominal is at the high limit of the product tolerance, is given a minus tolerance. In this age of strict product liability, perhaps it is better to reject a few acceptable parts than to pass any out-of-tolerance parts. The Go gage plus tolerance and the No-Go minus tolerance have become universal in American industry and 10% of the hole tolerance (5% at each end) is sacrificed to insure that all pieces accepted are within tolerance.

There can be several reasons for using finer or coarser tolerances that the 10% rule would dictate. In a case where the production process is such that a significant number of acceptable parts are expected to fall in either of the 5% areas of product tolerance which may be rejected due to gage tolerance, a tighter tolerance should be considered. The value of these parts or the effort necessary to re-inspect them weighed against the cost of a finer gage such as Class X, Class XX or Class XXX, can more than justify the cost of the finer tolerance.

What Plug Gages Are...

1. Used to inspect holes or slots for pass or fail conditions only.
2. Used as masters for setting micrometers, verniers, or calipers.

What Plug Gages Are Not...

1. Used to measure the exact or actual size.
2. Resizing tools, or reamers.
3. Deburring tools, or clean out tools.



Calibration Price List:

Date: 9/12/2013 Cert #: 14882



MEYER GAGE COMPANY INC.
Certificate of Calibration

Accredited Calibration Certificate

Customer Information:
 YOUR COMPANY NAME
 123 MAIN STREET
 ANY TOWN, ST 00000-0000

MEYER GAGE COMPANY, INC.
 230 BURRHAM STREET
 SOUTH WINDSOR, CT, 06074

Equipment: AEROL LASER XLS 40

Description: CLZ INCH CYLINDRICAL PLUG GAGES

Manufacturer: MEYER GAGE COMPANY INC.

Gage Type: CLZ

Model Number:

Temp. RH: 67.8 F / 43.9

Cal. Interval:

Cal Date: 9/12/2013

Calibration Method Used: MEYER 01

Measurements taken using Aerol Xactrol Laser Scan Microscoper serial number XLS 40 date calibrated 06/17/2013, calibration due date 06/17/2014. Master gage pins serial number(s) MEYER-1-1, 327000-1-1, 302200-1-1 date calibrated 04/03/2014, calibration due date 04/03/2014.

Specification	Tolerance	Dimension 1	Mean	StdDev	Spec	Actual Pass
0.1250	± 0.0005	0.125100	0.12500	0.12506	0.12508	AS2
0.2500	± 0.0005	0.250100	0.25004	0.25010	0.25010	BS0
0.5000	± 0.0005	0.500000	0.49999	0.49996	0.49999	JS0
0.7500	± 0.0005	0.750000	0.74998	0.74996	0.74997	MS0

This certificate, and the calibration performed, meets or exceeds requirements set forth in ISO/IEC 17025. Measurements made conform to the tolerance specifications listed in ANSI B89, 1.5-1998 unless listed as otherwise. The material/gaging covered by this certification, has been compared to masters traceable to SI Units through master gages controlled by calibration schedule. The expanded uncertainty associated with this measurement is 10 microns - using a coverage factor of K=2 which provides confidence level of approximately 95%. This certification is neither a contract or a contractual representation. Meyer Gage Co.'s responsibility, in no event whatsoever, shall exceed the purchase price of this calibration. This report may not be copied or reproduced except in full, without written approval from the Meyer Gage Company Inc.

Inspected By: _____ Calibration Technician

Reviewed By: _____ Calibration Technician

Page 1 of 1 Cert #: 14882

A2LA 17025 Certifications

PLUG & RINGS GAGES

	New	Customer
Class ZZ or Z Pin Set	\$ 1.48	\$2.50
Class ZZ or Z Individual Pins	\$ 4.00	\$5.50
Class XX or X Pin Set	\$11.77	\$18.00
Class XX or X Individual Pins	\$22.25	\$35.00
Trilock Gage (all Classes)	\$35.00	\$45.00
Taperlock Gage (all Classes)	\$35.00	\$45.00
Progressive Gage (all Classes)	\$70.00	\$90.00
Ring Gage (Catalog Offering)	\$45.00	\$60.00
Custom Length Class ZZ	\$ 8.00	\$14.00
Custom Length Class X	\$35.00	\$45.00

THREAD WIRE & GEAR WIRE PRODUCTS

	New	Customer
Thread Wire Sets (3 wires)	\$35.00	\$45.00
Gear Wire Sets (2)	\$35.00	\$45.00

Certificate of Class/Conformance (compliance)

This certificate states that a specific gage or set of gages has been inspected by comparison with Master Gages traceable to the National Institute of Standards & Technology and found to be within the required tolerance. This certificate does not give exact size. Certificates of Conformance are available on new gages only. Certificate of Conformance certifies that a gage, as listed, is within proper tolerances and proper physical condition. (Furnished FREE with all orders from Meyer Gage)

Calibrations Traceable to NIST and/or 17025

Certificate of Calibration (long form certificate) gives exact size to specified tolerance. Certificates of Calibration are available with new or used gages after inspection. Calibration Certificates show actual gage measurements. Each certificate is numbered to match a number we etch on the gage providing traceability between the gage and the Certificate where gage size permits.

NIST Traceable Certifications for New Products

THREADED PRODUCTS

	New	Customer
Thread Plugs up to 1-1/2"	\$50.00	\$80.00
Thread Plugs over 1-1/2" to 4"	\$65.00	\$95.00
Thread Plugs over 4"	\$70.00	\$120.00
Thread Rings up to 1-1/2"	\$50.00	\$80.00
Thread Rings over 1-1/2" to 4"	\$65.00	\$95.00
Thread Rings over 4"	\$70.00	\$120.00

PIPE PRODUCTS

	New	Customer
Pipe Plugs up to 2"	\$60.00	\$75.00
Pipe Plugs over 2"	\$75.00	\$85.00
Pipe Rings up to 2"	\$60.00	\$75.00
Pipe Rings over 2"	\$75.00	\$85.00



Individual Class Z Gage Pins*

Replace missing pins! Don't live with broken sets. We stock these replacement pins in even half-thousand sizes for immediate shipment. All pins over 0.060"/1.51mm are laser marked with size and direction of tolerance. But we don't stop there. We've also added a serial number lasered onto each piece for traceability.

English				Metric			
.005"	to	.0105"	\$ 8.26	0.22mm	to	1.51mm	\$4.61
.011"	to	.0605"	3.76	1.52	to	12.71	4.19
.061"	to	.5005"	3.36	12.72	to	15.31	5.28
.501"	to	.6255"	4.61	15.32	to	17.81	8.28
.626"	to	.7505"	6.70	17.82	to	20.37	9.95
.751"	to	.8325"	10.05	20.38	to	22.05	11.65
.833"	to	.9165"	11.49	22.06	to	23.73	13.05
.917"	to	1.0005"	11.88	23.74	to	25.41	14.68



*IMPORTANT: Specify PLUS or MINUS when ordering individual members.
Size increments available in 0.0005"/0.01mm



Individual Class X, XX Gage Pins*

These pins have the same features as our Class Z pins, but with a 0.00004 tolerance limit and a 0.00002 roundness limit. They are great for your inspection needs or when you want to maximize your GO/NOGO tolerance limit. They're also a great way to calibrate measuring equipment, micrometers and calipers. We make all sizes for your special needs. All pins over 0.060" or 1.51 mm are laser marked with size and direction of tolerance. We've also added a serial number lasered onto each piece for traceability.


When an even tighter tolerance is needed, Meyer Gage now makes XX pin gages. With a tolerance of 0.00002 and a roundness limit of 0.00001, it's our tightest tolerance yet for your most critical inspection needs. They're our best gages to calibrate your measuring equipment, micrometers and calipers. All pins over 0.060" or 1.51mm are laser marked with size and direction of tolerance. We've also added the serial number for traceability.

Inch	Class X	2-5	6-9	10&up	Class XX	2-5	6-9	10&up
.0110" to 0.0759"	\$ 16.64	\$ 15.81	\$ 14.98	\$ 14.14	\$ 33.27	\$ 31.61	\$ 29.94	\$ 28.28
.0760" to 0.5009"	13.45	12.78	12.11	11.43	26.90	25.56	24.21	22.87
.5010" to 0.7499"	19.11	18.16	17.20	16.25	38.22	36.30	34.39	32.48
.7500" to 1.0000"	23.70	22.52	21.33	20.15	47.41	45.04	42.67	40.30
Metric	Class X				Class XX			
0.28mm to 1.900mm	\$ 16.64	\$ 15.81	\$ 14.98	\$ 14.14	\$ 33.27	\$ 31.61	\$ 29.94	\$ 28.28
1.91mm to 12.700mm	13.45	12.78	12.11	11.43	26.90	25.56	24.21	22.87
12.71mm to 19.020mm	19.11	18.16	17.20	16.25	38.22	36.30	34.39	32.48
19.03mm to 25.400mm	23.70	22.52	21.33	20.15	47.41	45.04	42.67	40.30

Please specify **PLUS** or **MINUS**. Also available **Class X, XX BILATERAL** (split tolerance). Add 25% to prices shown. Combine identical sizes within given Class for quantity price break.



English GO/NOGO Gages


Price Range	Diameter Range	Class Z GO		Class X GO		Class XX GO	
		Class Z GO/NOGO Ass'y. (220A)	Assembly <u>or</u> NOGO Ass'y. (225B)	Class X GO/NOGO Ass'y. (230C)	Assembly <u>or</u> NOGO Ass'y. (235D)	Class XX GO/NOGO Ass'y. (236I)	Assembly <u>or</u> NOGO Ass'y. (237J)
 1	0.0110" to 0.0755"	\$20.04	\$13.23	\$48.08	\$26.59	\$96.16	\$53.15
2	0.0760" to 0.1805"	19.86	12.79	41.83	23.46	83.65	46.90
3	0.1810" to 0.2815"	21.33	14.07	42.22	23.85	84.43	47.68
4	0.2820" to 0.4065"	21.75	14.51	43.38	24.62	86.78	49.26
5	0.4070" to 0.5005"	25.17	17.49	46.52	26.59	93.03	53.15
6	0.5010" to 0.5105"	27.30	17.91	59.01	32.84	118.09	65.66
7	0.5110" to 0.6255"	33.26	22.19	64.49	37.52	128.98	75.05
8	0.6260" to 0.6355"	37.78	24.74	64.49	37.52	128.98	75.05
9	0.6360" to 0.7505"	39.92	26.44	66.45	39.10	132.91	78.18
10	0.7510" to 0.7605"	46.74	29.86	76.61	44.17	153.21	88.32
11	0.7610" to 0.8325"	57.14	38.38	85.13	51.21	170.24	102.41
12	0.8330" to 0.9165"	58.85	40.09	85.13	51.21	170.24	102.41
13	0.9170" to 1.0005"	60.12	41.79	85.13	51.21	170.24	102.41

Order in 4 Easy Steps:

List Product Group **Ex: 225B**
 Price Range **4**
 Size Needed **400**
 Choice of Plus or Minus Tol. **Minus**

.400" Minus Single End Assembly would be ordered as Product Group 225B, Price Range 4, Size .400" Minus

Metric GO/NOGO Gages

Price Range	Diameter Range (mm)	Class Z GO		Class X GO		Class XX GO	
		Class Z GO/NOGO Ass'y. (240E)	Assembly <u>or</u> NOGO Ass'y. (245F)	Class X GO/NOGO Ass'y. (250G)	Assembly <u>or</u> NOGO Ass'y. (255H)	Class XX GO/NOGO Ass'y. (256K)	Assembly <u>or</u> NOGO Ass'y. (257L)
 1	0.22mm to 1.90mm	\$ 21.75	\$ 13.65	\$ 48.08	\$26.59	\$ 96.16	\$ 53.15
2	1.91mm to 4.56mm	21.75	13.65	41.83	23.46	83.65	46.90
3	4.57mm to 7.14mm	22.15	14.07	42.22	23.85	84.43	47.68
4	7.15mm to 10.32mm	23.46	14.93	43.38	24.62	86.78	49.26
5	10.33mm to 12.70mm	26.86	17.06	46.52	26.59	93.03	53.15
6	12.71mm to 12.96mm	29.08	18.17	59.01	32.84	118.05	65.66
7	12.97mm to 15.30mm	35.07	23.29	64.49	37.52	128.98	75.05
8	15.31mm to 16.20mm	41.19	26.35	64.49	37.52	128.98	75.05
9	16.21mm to 19.30mm	46.74	28.06	66.45	39.10	132.91	78.18
10	19.31mm to 20.36mm	56.03	37.44	76.88	44.21	153.21	88.42
11	20.37mm to 22.04mm	59.44	39.15	85.13	51.21	170.24	102.41
12	22.05mm to 23.72mm	62.85	40.84	85.13	51.21	170.24	102.41
13	23.73mm to 25.41mm	66.25	42.56	85.13	51.21	170.24	102.41

One complete GO/NOGO gage includes: one Plus member (GO), one Minus member (NOGO), one Double End Handle with Bushings assembled.
 GO gage includes: one Plus member with Single End Handle and Bushing assembled.
 NOGO gage includes: one Minus member with Single End Handle and Bushing assembled.
 GO/NOGO gages are available with special diameter or length gages, prices on request.
 Gage Handles marked with size and direction of tolerance. *Additional markings \$0.50 per character.




Black Oxide Coated Class ZZ Go/NoGo Gages

Black OX from Meyer Gage

Gage pins with a durable protective black oxide coating.

Example of how to order: 216B 4 .3250+

Black OX is a division of Meyer Gage



Features Include:

- Black Oxide treatment
- Class ZZ .0002" tolerance –gages clearly marked
- No sharp edges
- All gages 2" long
- Available in 0.001" increments
- Certificate of conformance to ANSIB89.1.5-1998

Uses:

- Measuring hole size and depth-checking locations
- Go & No-Go gaging
- Inspect holes, or slots for pass/fail conditions
- Check micrometers and calipers

Finish

- Black OX surface treatment
- Centerless ground
- 10 micro-inch finish
- Heat treated to 60-62 Rockwell C
- Each gage with .0002" limit
- Roundness Geometry .0001" limit

Price Range	Description	Class ZZ	
		GO/NoGo Ass'y (215A)	GO or NoGo Ass'y (216B)
1	0.0110" to 0.075"	\$16.63	\$11.08
2	0.0760" to 0.180"	\$16.13	\$10.94
3	0.1810" to 0.281"	\$17.79	\$11.34
4	0.2820" to 0.406"	\$18.43	\$12.10
5	0.4070" to 0.500"	\$21.51	\$14.02
6	0.5010" to 0.510"	\$23.01	\$14.77
7	0.5110" to 0.625"	\$28.38	\$19.37
8	0.6260" to 0.635"	\$31.38	\$20.87
9	0.6360" to 0.750"	\$33.30	\$22.41

One complete GO/NOGO gage includes:

- one Plus member (GO)
- one Minus member (NOGO)
- one Double End Handle with Bushings assembled

GO gage includes:

- one Plus member with Single End Handle and Bushing assembled

NOGO gage includes:


- one Minus member with Single End Handle and Bushing assembled

Gage Handles marked with size and direction of tolerance.

*Additional markings \$0.50 per character.



Gage Handles & Accessories



Handles furnished without bushings. Bushings sold separately (see below). Custom engraving available at \$.50 per character.

Plug Gage Diameter (mm)	Double End Handle #	Price	Single End Handle #	Price
0.005" to 0.075" (0.13 to 1.89)	1WDE	\$5.75	1WSE	\$5.39
0.076" to 0.180" (1.90 to 4.57)	2WDE	6.53	2WSE	5.75
0.181" to 0.281" (4.58 to 7.13)	3WDE	6.91	3WSE	6.15
0.282" to 0.406" (7.14 to 10.31)	4WDE	8.05	4WSE	6.91
0.407" to 0.510" (10.32 to 12.95)	5WDE	11.13	5WSE	8.83
0.511" to 0.635" (12.96 to 16.12)	6WDE	14.20	6WSE	12.28
0.636" to 0.760" (16.13 to 19.30)	7WDE	16.12	7WSE	13.82
0.761" to 1.010" (19.31 to 25.41)	8WDE	24.50	8WSE	20.73

English Wire type, Cylindrical Gage Bushings

1W010 thru 5W510 \$2.80 each
6W532 thru 8W1.00 \$4.00 each

MATERIAL
1W thru 5W..... BRASS
6W thru 8W..... ALUMINUM



Range			Range			Range			Range		
Bushing#	Above	Thru	Bushing#	Above	Thru	Bushing#	Above	Thru	Bushing#	Above	Thru
1W010	.005	.010	2W131	.124	.131	4W301	.291	.301	6W579	.563	.579
1W015	.010	.015	2W138	.131	.138	4W311	.301	.311	6W594	.579	.594
1W020	.015	.020	2W145	.138	.145	4W321	.311	.321	6W610	.594	.610
1W025	.020	.025	2W152	.145	.152	4W331	.321	.331	6W625	.610	.625
1W030	.025	.030	2W159	.152	.159	4W341	.331	.341	6W635	.625	.635
1W035	.030	.035	2W166	.159	.166	4W351	.341	.351	7W656	.635	.656
1W040	.035	.040	2W173	.166	.173	4W361	.351	.361	7W672	.656	.672
1W045	.040	.045	2W180	.173	.180	4W371	.361	.371	7W688	.672	.688
1W050	.045	.050	3W188	.180	.188	4W382	.371	.382	7W704	.688	.704
1W055	.050	.055	3W196	.188	.196	4W394	.382	.394	7W719	.704	.719
1W060	.055	.060	3W204	.196	.204	4W406	.394	.406	7W735	.719	.735
1W065	.060	.065	3W212	.204	.212	5W420	.406	.420	7W750	.735	.750
1W070	.065	.070	3W220	.212	.220	5W435	.420	.435	7W760	.750	.760
1W075	.070	.075	3W228	.220	.228	5W450	.435	.450	8W781	.760	.781
2W082	.075	.082	3W236	.228	.236	5W465	.450	.465	8W812	.781	.812
2W089	.082	.089	3W244	.236	.244	5W480	.465	.480	8W843	.812	.843
2W096	.089	.096	3W252	.244	.252	5W495	.480	.495	8W875	.843	.875
2W103	.096	.103	3W261	.252	.261	5W510	.495	.510	8W906	.875	.906
2W110	.103	.110	3W271	.261	.271	6W532	.510	.532	8W937	.906	.937
2W117	.110	.117	3W281	.271	.281	6W547	.532	.547	8W968	.937	.968
2W124	.117	.124	4W291	.281	.291	6W563	.547	.563	8W1.000	.968	1.010

Lightweight Universal Handles (No Bushings Required)



1PGHDE	.0110" - .0605"	5PGHDE	.6260" - .7505"
\$17.90	.28mm - 1.51mm	\$25.76	15.32mm - 17.81mm
2PGHDE	.0610" - .2505"	6PGHDE	.7510" - .8325"
\$19.17	1.52mm - 7.71mm	\$34.66	17.82mm - 20.37mm
3PGHDE	.2510" - .5005"	7PGHDE	.8330" - 1.0150"
\$21.14	7.72mm - 12.71mm	\$35.81	20.38mm - 25.41mm
4PGHDE	.5010" - .6255"	8PGHDE	Bundle Deal
\$22.52	12.72mm - 15.31mm	\$151.37	Buy all 7 handles



English Gage Sets

Meyer Gage

Class Z Pin Sets

We started making the original ZZ back in 1965 and our competition has tried, but can't copy the quality of these affordable pin gage sets. We now have taken the extra step for the better pin gage, Class Z.

Introducing the MEYER Z. A closer tolerance (0.0001), more accurate, and better for your needs. (See top right corner of page for details.) We have done it again. We've made a better pin gage that no other has attempted with the same great features listed below.

FEATURES:

MORE FEATURES THAN GAGES COSTING TWICE THE PRICE.

- All gages and sets are traceable to N.I.S.T.
- Boxes and gages both marked
- Size and serial number laser etched on each piece (M-0 not etched)
- Material: 52100 Bearing Steel
- No sharp edges
- All members 2" long

USES:

- Checking locations
- Measuring hole sizes and depth
- GO & NO/GO gaging
- Setting micrometers
- Checking distances between holes

Finish:

- Centerless lapped
- Each gage is inspected and has a 8 microfinish or better
- Heat treated to a hardness of 60-62 Rockwell C
- All English gages with 0.0001" limit



Here is a comparison of Class ZZ and the Class Z gage pin specifications.

	OLD Class ZZ	NEW Class Z
Size deviation:	0.0002"	0.0001"
Roundness geometry:	0.0001"	0.00005"
Surface finish:	10 micro	8 micro

The Meyer Gage Class Z gage pin will meet or exceed the requirements of Class ZZ, and can replace the Class ZZ in any situation or application.

Gage Set No.	Gage - Size	Pieces	Wt/Lbs.	Price	*Cal.Report
M0M - minus	0.0110" to 0.0600"	50	1	\$81.82	\$74.00
M0P - plus	0.0110" to 0.0600"	50	1	81.82	74.00
M05M - minus	0.0115" to 0.0605"	50	1	81.82	74.00
M05P - plus	0.0115" to 0.0605"	50	1	81.82	74.00
C10M - minus	0.0110" to 0.2500"	240	8	252.27	355.20
C10P - plus	0.0110" to 0.2500"	240	8	252.27	355.20
C105M - minus	0.0115" to 0.2505"	240	8	252.27	355.20
C105P - plus	0.0115" to 0.2505"	240	8	252.27	355.20
M1M - minus	0.0610" to 0.2500"	190	8	184.09	281.20
M1P - plus	0.0610" to 0.2500"	190	8	184.09	281.20
M15M - minus	0.0615" to 0.2505"	190	8	184.09	281.20
M15P - plus	0.0615" to 0.2505"	190	8	184.09	281.20
M2M - minus	0.2510" to 0.5000"	250	23	272.72	370.00
M2P - plus	0.2510" to 0.5000"	250	23	272.72	370.00
M25M - minus	0.2515" to 0.5005"	250	23	272.72	370.00
M25P - plus	0.2515" to 0.5005"	250	23	272.72	370.00
M3M - minus	0.5010" to 0.6250"	125	24	320.46	185.00
M3P - plus	0.5010" to 0.6250"	125	24	320.46	185.00
M35M - minus	0.5015" to 0.6255"	125	24	320.46	185.00
M35P - plus	0.5015" to 0.6255"	125	24	320.46	185.00
M4M - minus	0.6260" to 0.7500"	125	33	354.54	185.00
M4P - plus	0.6260" to 0.7500"	125	33	354.54	185.00
M45M - minus	0.6265" to 0.7505"	125	33	354.54	185.00
M45P - plus	0.6265" to 0.7505"	125	33	354.54	185.00
M5M - minus	0.7510" to 0.8320"	82	29	602.16	121.36
M5P - plus	0.7510" to 0.8320"	82	29	602.16	121.36
M55M - minus	0.7515" to 0.8325"	82	29	602.16	121.36
M55P - plus	0.7515" to 0.8325"	82	29	602.16	121.36
M6M - minus	0.8330" to 0.9160"	84	35	702.50	124.32
M6P - plus	0.8330" to 0.9160"	84	35	702.50	124.32
M65M - minus	0.8335" to 0.9165"	84	35	702.50	124.32
M65P - plus	0.8335" to 0.9165"	84	35	702.50	124.32
M7M - minus	0.9170" to 1.0000"	84	41	735.96	124.32
M7P - plus	0.9170" to 1.0000"	84	41	735.96	124.32
M75M - minus	0.9175" to 1.0005"	84	41	735.96	124.32
M75P - plus	0.9175" to 1.0005"	84	41	735.96	124.32

(*) Calibration report for all components is an option, and priced in addition to set.




English Library Sets

Z Model No.	Wt. (lbs)	Size Range	Number of members	Price	*Cal.Report
LS - minus	87	0.011" to 0.625"	(615 gages)	\$1,021.78	\$910.20
LS - plus	87	0.011" to 0.625"	(615 gages)	1,021.78	910.20
LC - minus	120	0.011" to 0.750"	(740 gages)	1,479.96	1,095.20
LC - plus	120	0.011" to 0.750"	(740 gages)	1,479.96	1,095.20
L1 - minus	120	0.061" to 0.750"	(690 gages)	1,413.05	1,021.20
L1 - plus	120	0.061" to 0.750"	(690 gages)	1,413.05	1,021.20
L2C - minus	96	0.011" to 0.5005"	(980 gages in .0005" increments)	1,332.76	1,450.40
L2C - plus	96	0.011" to 0.5005"	(980 gages in .0005" increments)	1,332.76	1,450.40
L2 - minus	95	0.061" to 0.5005"	(880 gages in .0005" increments)	1,198.95	1,302.40
L2 - plus	95	0.061" to 0.5005"	(880 gages in .0005" increments)	1,198.95	1,302.40
**L3 - minus	240	0.061" to 1.000"	(940 gages)	3,602.19	1,391.20
**L3 - plus	240	0.061" to 1.000"	(940 gages)	3,602.19	1,391.20
**L4 - minus	240	0.011" to 1.000"	(990 gages)	3,669.10	1,465.20
**L4 - plus	240	0.011" to 1.000"	(990 gages)	3,669.10	1,465.20
L5 - minus	140	0.751" to 1.000"	(250 gages)	2,356.41	370.00
L5 - plus	140	0.751" to 1.000"	(250 gages)	2,356.41	370.00

(**) Consists of (2) four - drawer cabinets

(*) Calibration report for all components in set.

Model No.	Wt. (lbs)		Price
L-E4	38	four drawer cabinet, empty	\$354.60
L-IN4	46	four drawer cabinets with inserts of your choice	\$434.88




(*) Calibration report for all components is an option, and priced in addition to set.

Class ZZ Black OX Gage Sets

Black OX from Meyer Gage
Gage pins with a durable protective black oxide coating.

Black OX is a division of Meyer Gage



Features Include:

- Black Oxide treatment
- Class ZZ 0.0002" tolerance –gages clearly marked
- No sharp edges
- All gages 2" long
- All pins or sets available in 0.001" increments
- Certificate of conformance to ANSIB89.1.5-1998

Uses:

- Measuring hole size and depth-checking locations
- Go & No-go gaging
- Inspect holes, or slots for pass/fail conditions
- Check micrometers and calipers

Finish

- Black OX surface treatment
- Centerless ground
- 10 micro-inch finish
- Heat treated to 60-62 Rockwell C
- Each gage with 0.0002" limit
- Roundness geometry 0.0001" limit

P/N	Description	Price
B0M-minus	.011" - .060"	\$60.00
B0P-plus	.011" - .060"	\$60.00
B10M-minus	.011" - .250"	\$ 190.00
B10P-plus	.011" - .250"	\$ 190.00
B1M-minus	.061" - .250"	\$ 134.00
B1P-plus	.061" - .250"	\$ 134.00
B2M-minus	.251" - .500"	\$ 200.00
B2P-plus	.251" - .500"	\$ 200.00
B3M-minus	.501" - .625"	\$ 235.00
B3P-plus	.501" - .625"	\$ 235.00
B4M-minus	.626" - .750"	\$ 260.00
B4P-plus	.626" - .750"	\$ 260.00



Replacement Pins

Description	Price
.011" to .060"	\$2.50
.061" to .500"	\$2.25
.501" to .625"	\$3.00
.626" to .750"	\$4.50

IMPORTANT: Specify plus or minus on replacement pins



Class ZZ Black OX Library Sets

Library Series of Pins with Heavy Duty Tool Chest

P/N	Description	Price
BSM -minus	.011" to .625"	\$843.14
BSP -plus	.011" to .625"	\$843.14
BCM -minus	.011" to .750"	\$1,103.55
BCP -plus	.011" to .750"	\$1,103.55
BAM -minus	.061" to .750"	\$1,044.75
BAP -plus	.061" to .750"	\$1,044.75

Features Include:

- Black Oxide treatment
- Class ZZ 0.0002" tolerance –gages clearly marked
- No sharp edges
- All gages 2" long
- All pins or sets available in 0.001" increments
- Certificate of conformance to ANSIB89.1.5-1998

Uses:

- Measuring hole size and depth-checking locations
- Go & No-go gaging
- Inspect holes or slots for pass/fail conditions
- Check micrometers and calipers

Finish

- Black OX surface treatment
- Centerless ground
- 10 micro-inch finish
- Heat treated to 60-62 Rockwell C
- Each gage with 0.0002" limit
- Roundness geometry 0.0001" limit



Replacement Pins

Description	Price
.011" to .060"	\$2.50
.061" to .500"	\$2.25
.501" to .625"	\$3.00
.626" to .750"	\$4.50

IMPORTANT: Specify plus or minus on replacement pins



Metric Gage Sets

Class Z

Just look at this selection of Metric gage pin sets. If we don't make it, you probably don't need it! These sets have all the features of our English sets, but provide the finer increments in size that you just can't get by converting English to Metric.

Meyer Gage Class Z Pin Sets

FEATURES:

MORE FEATURES THAN GAGES COSTING TWICE THE PRICE.


- All gages and sets are traceable to N.I.S.T.
- Boxes and gages both marked
- Size and serial number laser etched on each piece (M-0 not etched)
- Material: 52100 Bearing Steel
- No sharp edges
- 51mm overall length
- All sets in .02mm increments

USES:

- Checking locations
- Measuring hole sizes and depth
- GO & NO/GO gaging
- Setting micrometers
- Checking distances between holes

FINISH:

- Centerless lapped
- Each gage is inspected and has a 8 microfinish or better
- Heat treated to a hardness of 60-62 Rockwell C
- All metric gages with .0025mm tolerance limit



Gage Set No.	Gage - Size	Pieces	Wt/Lbs.	Price	*Cal.Report
M0MMM - minus	.22 to 1.50	65	1	\$106.37	\$96.20
M0MMP - plus	.22 to 1.50	65	1	106.37	96.20
M01MMM - minus	.23 to 1.51	65	1	106.37	96.20
M01MMP - plus	.23 to 1.51	65	1	106.37	96.20
M1MMM - minus	1.52 to 7.70	310	10	374.99	458.80
M1MMP - plus	1.52 to 7.70	310	10	374.99	458.80
M11MMM - minus	1.53 to 7.71	310	10	374.99	458.80
M11MMP - plus	1.53 to 7.71	310	10	374.99	458.80
M2MMM - minus	7.72 to 12.70	250	25	403.63	370.00
M2MMP - plus	7.72 to 12.70	250	25	403.63	370.00
M21MMM - minus	7.73 to 12.71	250	25	403.63	370.00
M21MMP - plus	7.73 to 12.71	250	25	403.63	370.00
M3MMM - minus	12.72 to 15.30	130	24	447.27	192.40
M3MMP - plus	12.72 to 15.30	130	24	447.27	192.40
M31MMM - minus	12.73 to 15.31	130	24	447.27	192.40
M31MMP - plus	12.73 to 15.31	130	24	447.27	192.40
M4MMM - minus	15.32 to 17.80	125	30	474.54	185.00
M4MMP - plus	15.32 to 17.80	125	30	474.54	185.00
M41MMM - minus	15.33 to 17.81	125	30	474.54	185.00
M41MMP - plus	15.33 to 17.81	125	30	474.54	185.00
M5MMM - minus	17.82 to 20.36	128	38	563.35	189.44
M5MMP - plus	17.82 to 20.36	128	38	563.35	189.44
M51MMM - minus	17.83 to 20.37	128	38	563.35	189.44
M51MMP - plus	17.83 to 20.37	128	38	563.35	189.44
M6MMM - minus	20.38 to 22.04	84	32	674.41	124.32
M6MMP - plus	20.38 to 22.04	84	32	674.41	124.32
M61MMM - minus	20.39 to 22.05	84	32	674.41	124.32
M61MMP - plus	20.39 to 22.05	84	32	674.41	124.32
M7MMM - minus	22.06 to 23.72	84	37	778.79	124.32
M7MMP - plus	22.06 to 23.72	84	37	778.79	124.32
M71MMM - minus	22.07 to 23.73	84	37	778.79	124.32
M71MMP - plus	22.07 to 23.73	84	37	778.79	124.32
M8MMM - minus	23.74 to 25.40	84	41	800.19	124.32
M8MMP - plus	23.74 to 25.40	84	41	800.19	124.32
M81MMM - minus	23.75 to 25.41	84	41	800.19	124.32
M81MMP - plus	23.75 to 25.41	84	41	800.19	124.32

(*)- Calibration report for all components is an option, and priced in addition to set.



Metric Library Sets

.0025 METRIC LIBRARY SERIES


Model No.	Wt. (lbs)	Size Range	Number of members	Price	*Cal.Report
L10MM - minus	124	1.52mm to 17.80mm	(815 gages)	\$1,971.04	\$1,206.20
L10MM - plus	124	1.52mm to 17.80mm	(815 gages)	1,971.04	1,206.20
L11MM - minus	124	1.53mm to 17.81mm	(815 gages)	1,971.04	1,206.20
L11MM - plus	124	1.53mm to 17.81mm	(815 gages)	1,971.04	1,206.20
L20MM - minus	183	17.82mm to 25.40mm	(380 gages)	3,119.14	562.40
L20MM - plus	183	17.82mm to 25.40mm	(380 gages)	3,119.14	562.40
L21MM - minus	183	17.83mm to 25.41mm	(380 gages)	3,119.14	562.40
L21MM - plus	183	17.83mm to 25.41mm	(380 gages)	3,119.14	562.40
**L30MM - minus	305	1.52mm to 25.40mm	(1195 gages)	5,090.16	1,768.60
**L30MM - plus	305	1.52mm to 25.40mm	(1195 gages)	5,090.16	1,768.60
**L31MM - minus	305	1.53mm to 25.41mm	(1195 gages)	5,090.16	1,768.60
**L31MM - plus	305	1.53mm to 25.41mm	(1195 gages)	5,090.16	1,768.60

(**) consists of (2) four-drawer cabinets

(*) Calibration report for all components in set.

Model No.	Wt. (lbs)		Price
L-E4	38	four drawer cabinet, empty	\$354.60
L-IN4	46	four drawer cabinets with inserts of your choice	434.88

IMPORTANT: Specify **PLUS** or **MINUS** when ordering individual members.



(*) Calibration report for all components is an option, and priced in addition to set.



Class X Gage Sets

Offers the same “features” as our Class Z pin gages, but with 0.00004” tolerance limits and 0.00002” roundness limits. The pins are perfect for critical inspection needs, or when you want to maximize your GO/NOGO tolerance limits. They’re also a great way to calibrate measuring equipment, micrometers, and calipers.



FEATURES:

- All gages and sets are traceable to N.I.S.T.
- Boxes and gages both marked
- Size and serial number laser etched on each piece (M0X not etched)
- Material: 52100 Bearing Steel
- No sharp edges
- All members 2” long

USES:

- Checking locations
- Measuring hole sizes and depth
- GO & NO/GO gaging
- Setting micrometers
- Checking distances between holes

Finish:

- Centerless lapped
- Each gage is inspected and has a 2 microfinish or better
- Heat treated to a hardness of 60-62 Rockwell C
- All English gages with 0.00004” limit

Gage Set No.	Gage - Size	Pieces	Wt/Lbs.	Price *Cal.Report
M0XM - minus	.011 to .060	50	1	\$445.40 \$588.50
M0XP - plus	.011 to .060	50	1	445.40 588.50
M05XM - minus	.0115 to .0605	50	1	445.40 588.50
M05XP - plus	.0115 to .0605	50	1	445.40 588.50
M1XM - minus	.061 to .250	190	7	1,170.43 2,236.30
M1XP - plus	.061 to .250	190	7	1,170.43 2,236.30
M15XM - minus	.0615 to .2505	190	7	1,170.43 2,236.30
M15XP - plus	.0615 to .2505	190	7	1,170.43 2,236.30
C10XM - minus	.011 to .250	240	8	1,548.18 2,824.80
C10XP - plus	.011 to .250	240	8	1,548.18 2,824.80
C105XM - minus	.0115 to .2505	240	8	1,548.18 2,824.80
C105XP - plus	.0115 to .2505	240	8	1,548.18 2,824.80
M2XM - minus	.251 to .500	250	23	1,548.18 2,942.50
M2XP - plus	.251 to .500	250	23	1,548.18 2,942.50
M25XM - minus	.2515 to .5005	250	23	1,548.18 2,942.50
M25XP - plus	.2515 to .5005	250	23	1,548.18 2,942.50
M3XM - minus	.501 to .625	125	24	1,314.76 1,471.25
M3XP - plus	.501 to .625	125	24	1,314.76 1,471.25
M35XM - minus	.5015 to .6255	125	24	1,314.76 1,471.25
M35XP - plus	.5015 to .6255	125	24	1,314.76 1,471.25
M4XM - minus	.626 to .750	125	33	1,393.36 1,471.25
M4XP - plus	.626 to .750	125	33	1,393.36 1,471.25
M45XM - minus	.6265 to .7505	125	33	1,393.36 1,471.25
M45XP - plus	.6265 to .7505	125	33	1,393.36 1,471.25
M5XM - minus	.751 to .832	82	29	1,170.66 965.14
M5XP - plus	.751 to .832	82	29	1,170.66 965.14
M55XM - minus	.7515 to .8325	82	29	1,170.66 965.14
M55XP - plus	.7515 to .8325	82	29	1,170.66 965.14
M6XM - minus	.833 to .916	84	35	1,232.59 988.68
M6XP - plus	.833 to .916	84	35	1,232.59 988.68
M65XM - minus	.8335 to .9165	84	35	1,232.59 988.68
M65XP - plus	.8335 to .9165	84	35	1,232.59 988.68
M7XM - minus	.917 to 1.000	84	41	1,413.61 988.68
M7XP - plus	.917 to 1.000	84	41	1,413.61 988.68
M75XM - minus	.9175 to 1.0005	84	41	1,413.61 988.68
M75XP - plus	.9175 to 1.0005	84	41	1,413.61 988.68

(*) Calibration report for all components is an option, and priced in addition to set.



Class X Library Sets

0.00004" CLASS X LIBRARY SERIES

Z Model No.	Wt. (lbs)	Size Range	Number of members	Price	*Cal.Report
LCX - minus	120	.011" to .750"	(740 gages)	\$5,804.50	\$8,709.80
LCX - plus	120	.011" to .750"	(740 gages)	5,804.50	8,709.80
L1X - minus	120	.061" to .750"	(690 gages)	5,382.91	8,121.30
L1X - plus	120	.061" to .750"	(690 gages)	5,382.91	8,121.30
L2CX - minus	96	.011" to .5005"	(980 gages in .0005" increments)	6,049.82	11,534.60
L2CX - plus	96	.011" to .5005"	(980 gages in .0005" increments)	6,049.82	11,534.60
L2X - minus	95	.061" to .5005"	(880 gages in .0005" increments)	5,291.21	10,357.60
L2X - plus	95	.061" to .5005"	(880 gages in .0005" increments)	5,291.21	10,357.60
**L3X - minus	240	.061" to 1.000"	(940 gages)	9,093.79	11,063.80
**L3X - plus	240	.061" to 1.000"	(940 gages)	9,093.79	11,063.80
**L4X - minus	240	.011" to 1.000"	(990 gages)	9,453.44	11,652.30
**L4X - plus	240	.011" to 1.000"	(990 gages)	9,453.44	11,652.30

(**)Consists of (2) four-drawer cabinets

(*) Calibration report for all components in set.



Model	Wt. (lbs)		Price
L-E4	38	four drawer cabinet, empty	\$354.60
L-IN4	46	four drawer cabinets with inserts of your choice	\$434.88

Upgrade Existing Sets


As little as \$6.77 per gage in sets

Class X MG-25 Series

Used as masters to calibrate measuring equipment and check linearity of comparators, micrometers, and calipers. These "Tenth Step" gage sets have unlimited applications, such as quality control inspection, prototype work and production layout. Inspectors select from the range of pins to find the size of a hole or slot. These round masters simulate a cylindrical part which, unlike flat blocks, can detect uneven wear on the tips of micrometers and calipers. The thin "line" of contact detects uneven face wear better than flat gage blocks with large contact area.

Features:

- Each set contains 25 pieces of Class X tolerance (.00004") gage pins. Traceable to NIST
- Choice of two tolerances: Plus (+.00004") or Minus (-.00004")
- Sets consist of a center nominal size, and 12 gages larger in .0001" steps and 12 gages smaller in .0001" steps. Metric sets available in 0.01mm increments.
- Each gage is inspected and has a 2 microfinish or better.
- Heat treated and through hardened to 60-62 Rockwell C
- All pin gages over .060" or 1.51 mm are laser marked with size direction of tolerance and serial number for traceability.



GAGE SET NO.	NOMINAL SIZE RANGE		SET PRICE
	English	or Metric	
MG1-25	.0122" to .0609"	0.28mm to 1.54mm	\$340.09
MG2-25	.0610" to .2509"	1.55mm to 6.37mm	169.19
MG3-25	.2510" to .5009"	6.38mm to 12.72mm	195.05
MG4-25	.5010" to .7499"	12.73mm to 19.04mm	269.17
MG5-25	.7500" to .8129"	19.05mm to 20.64mm	376.86

(*) Calibration report for all components is an option, and priced in addition to set.



Custom Length

Class ZZ Gages

Reversible pin gages up to 12" lengths. These are invaluable when you need to gage deep or hard to reach holes or slots.

- Centerless ground to a 10 microfinish or better
- Made from HSS Steel or E52100
- Plus, Minus or Bilateral tolerance
- NIST Traceable
- Stabilized and heat treated to 62-64RC

Diameter Range		2.5"	3"	4"	5"	6"	9"	12"
0.0110" to 0.0629"	0.279mm to 1.575mm	\$45.75	\$46.96	\$47.89	\$50.03	\$52.71	\$54.84	\$79.60
0.0630" to 0.1879"	1.576mm to 4.750mm	45.62	45.75	45.89	47.49	49.76	53.65	80.80
0.1880" to 0.2509"	4.751mm to 6.350mm	46.29	46.69	46.55	47.89	50.44	56.99	83.08
0.2510" to 0.3129"	6.351mm to 7.925mm	48.15	48.30	48.57	48.70	50.70	60.07	86.68
0.3130" to 0.3759"	7.926mm to 9.525mm	49.90	50.03	50.17	50.30	53.65	65.55	94.86
0.3760" to 0.4389"	9.526mm to 11.125mm	56.99	57.26	57.39	57.52	57.66	69.71	101.81
0.4390" to 0.5009"	11.126mm to 12.700mm	54.98	64.21	64.21	62.07	57.26	74.91	106.63
0.5010" to 0.5319"	12.701mm to 13.487mm	56.86	63.68	63.68	65.81	60.07	73.85	104.88
0.5320" to 0.5639"	13.488mm to 14.300mm	57.79	65.15	65.15	67.69	62.07	76.93	108.35
0.5640" to 0.5949"	14.301mm to 15.088mm	58.74	66.62	66.62	69.57	63.95	79.73	113.32
0.5950" to 0.6259"	15.089mm to 15.875mm	59.67	68.22	68.22	71.44	65.81	82.94	117.06
0.6260" to 0.6569"	15.876mm to 16.662mm	60.73	70.51	70.51	73.72	73.72	87.48	122.53
0.6570" to 0.6879"	16.663mm to 17.450mm	61.67	72.11	72.11	75.45	75.45	90.58	127.36
0.6880" to 0.7189"	17.451mm to 18.237mm	63.14	73.85	73.85	78.26	78.26	94.06	132.44
0.7190" to 0.7509"	18.238mm to 19.050mm	63.82	75.18	75.18	79.73	79.73	96.85	134.31
0.7510" to 0.7819"	19.051mm to 19.837mm	65.15	76.40	76.40	82.28	82.28	99.26	137.53
0.7820" to 0.8129"	19.838mm to 20.625mm	66.50	78.00	78.00	84.95	84.95	102.35	142.60
0.8130" to 0.8439"	20.626mm to 21.412mm	67.30	79.33	79.33	86.68	86.68	105.14	147.02
0.8440" to 0.8759"	21.413mm to 22.225mm	68.49	81.34	81.34	89.23	89.23	109.04	151.03
0.8760" to 0.9069"	22.226mm to 23.012mm	69.44	83.20	83.20	90.96	90.96	112.78	158.52
0.9070" to 0.9379"	23.013mm to 23.800mm	70.77	84.95	84.95	93.51	93.51	116.39	162.81
0.9380" to 0.9689"	23.801mm to 24.587mm	71.97	86.68	86.68	95.92	95.92	119.87	168.16
0.9690" to 1.0009"	24.588mm to 25.400mm	73.58	89.09	89.09	99.13	99.13	124.82	174.58

No guarantee of straightness due to Centerless Grinding process on these products. Class ZZ custom length gages are not returnable for credit or cancellation.



Class X Gages

Reversible pin gages in English and Metric up to 6" lengths. Ideal for deep and hard to reach holes or slots.

- Centerless lapped to a 5 microfinish
- Up to 6" long
- NIST Traceable
- Stabilized and heat treated to 60-62 RC
- Plus, Minus or Bilateral tolerance

Custom Lengths

OVERALL LENGTH 3" inches

Inch Size	Millimeter Size	Price
.0100" to .0299"	.254mm to .759mm	\$ 163.43
.0300" to .0599"	.762mm to 1.52mm	87.90
.0600" to .2009"	1.52mm to 5.10mm	59.89
.2010" to .3749"	5.11mm to 9.52mm	62.97
.3750" to .6349"	9.53mm to 16.13mm	67.14
.6350" to .7500"	16.13mm to 19.05mm	67.14
.7501" to .8750"	19.05mm to 22.23mm	117.86
.8751" to 1.000"	22.23mm to 25.40mm	132.14

OVERALL LENGTH 5" inches

Inch Size	Millimeter Size	Price
.0100" to .0299"	.254mm to .759mm	\$ 407.06
.0300" to .0599"	.762mm to 1.52mm	218.31
.0600" to .2009"	1.52mm to 5.10mm	113.02
.2010" to .3749"	5.11mm to 9.52mm	115.92
.3750" to .6349"	9.53mm to 16.13mm	121.72
.6350" to .7500"	16.13mm to 19.05mm	131.37
.7501" to .8750"	19.05mm to 22.23mm	209.23
.8751" to 1.000"	22.23mm to 25.40mm	240.53

OVERALL LENGTH 4" inches

Inch Size	Millimeter Size	Price
.0100" to .0299"	.254mm to .759mm	\$ 223.44
.0300" to .0599"	.762mm to 1.52mm	119.77
.0600" to .2009"	1.52mm to 5.10mm	82.13
.2010" to .3749"	5.11mm to 9.52mm	83.66
.3750" to .6349"	9.53mm to 16.13mm	88.68
.6350" to .7500"	16.13mm to 19.05mm	91.27
.7501" to .8750"	19.05mm to 22.23mm	157.63
.8751" to 1.000"	22.23mm to 25.40mm	173.31

OVERALL LENGTH 6" inches

Inch Size	Millimeter Size	Price
.0100" to .0299"	.254mm to .759mm	\$ 526.73
.0300" to .0599"	.762mm to 1.52mm	293.34
.0600" to .2009"	1.52mm to 5.10mm	129.35
.2010" to .3749"	5.11mm to 9.52mm	131.29
.3750" to .6349"	9.53mm to 16.13mm	133.31
.6350" to .7500"	16.13mm to 19.05mm	144.89
.7501" to .8750"	19.05mm to 22.23mm	260.23
.8751" to .9375"	22.23mm to 23.81mm	294.23
.9376" to 1.000"	23.82mm to 25.40mm	332.48

No guarantee of straightness, due to Centerless Grinding process on these products. Class X custom length gages are not returnable for credit or cancellation.




Gage Storage Accessories

Durable Poly Cases

Poly Case for M-0 Set	\$16.53 each
Poly Case for M-1 thru M-8 Set.....	\$33.06 each
Poly Case with insert for M-0 Set.....	\$33.06 each
Poly Case with insert for M-1 thru M-8 Set	\$66.13 each

Each hole size marked on insert.



Poly Inserts

Poly Insert for M-0 Set	\$16.53 each
Poly Insert for M-1 thru M-8 Set	\$33.06 each

Each hole size marked on insert.

Heavy Duty Metal Storage Cabinets



Upgrade Existing Sets

Model Number	Wt./lbs		Price
L-E4	38	four drawer cabinet, empty	\$354.60
L-IN4	38	four drawer cabinet, w/4 inserts (*)	\$434.88

* Includes four inserts of your choice. Please specify when ordering.



Rolling Tool Carts

Save steps and save time with our rolling carts. These sturdy units can carry complete sets of storage cabinets, making for quick and easy access to any gage sets needed for anything from assembly work to low volume production runs.

\$479.95

(shown with option L4 Minus Library -sold separately)

Be sure to protect your gages from heat and moisture. After use, each gage should be wiped clean of fingerprints and contaminants, then oiled with a rust inhibitor.



We recommend Tri Flow® lubricant for gage maintenance.


6 oz Aerosol Can \$9.19



Ring Gages*

The Meyer Difference

- ❑ **The Material.** We use only superb quality steels such as 06, or Alloy Steels such as 8620, and Heat Treat our blanks to a minimum of 58RC.
- ❑ **The Stabilization Process.** Subsequent grinding operations can introduce heat and stress. Meyer puts all blanks through a stabilization process, cycling them through temperature extremes from -130°F to +300°F.
- ❑ **The Precision Lapping Process.** "Lapping" is the finishing process that removes small amounts of material from the gage surface and brings it within its final tolerance limits.
- ❑ **Inspection with NIST-traceable gages.** In our Metrology area conditions are a strict, cool 68°F where the relative humidity is between 30 - 50% and all of our masters are traceable to NIST.



Size Range		Class XX		Class X		Class Y, Z	
Inches	Millimeters	In Quantities of:		In Quantities of:		In Quantities of:	
Above to & including	Above to & including	1	2-4	1	2-4	1	2-4
.040001 - .100	1.02 - 2.54	\$211.07	\$185.74	\$189.97	\$167.18	\$168.86	\$148.61
.100001 - .150	2.54 - 3.81	183.55	161.52	165.19	145.37	146.84	129.22
.150001 - .185	3.81 - 4.70	159.61	140.46	143.65	126.40	127.69	112.36
.185001 - .230	4.70 - 5.84	152.01	133.76	136.81	120.40	121.60	107.02
.230001 - .365	5.84 - 9.27	144.76	127.40	130.30	114.66	115.81	101.92
.365001 - .510	9.27 - 12.95	137.87	121.33	124.09	109.20	110.30	97.06
.510001 - .825	12.95 - 20.96	144.76	127.40	130.30	114.66	115.81	101.92
.825001 - 1.135	20.96 - 28.83	152.01	133.76	136.81	120.40	121.60	107.02
1.135001 - 1.510	28.83 - 38.35	190.01	167.20	171.00	150.49	152.01	133.76
1.510001 - 2.010	38.35 - 51.05	218.51	192.28	196.66	173.05	174.81	153.84
2.010001 - 2.510	51.05 - 63.75	257.84	226.91	232.06	204.21	206.27	181.51
2.510001 - 3.010	63.75 - 76.45	304.26	267.74	273.83	240.97	243.40	214.19
3.010001 - 3.510	76.45 - 89.15	359.02	315.94	323.11	284.34	287.22	252.75
3.510001 - 4.010	89.15 - 101.85	423.64	372.80	381.27	335.52	338.92	298.24
.150001 - .185	3.81 - 4.70	\$ 223.45	\$ 196.63	\$ 201.11	\$ 176.97	\$ 178.76	\$ 157.31
.185001 - .230	4.70 - 5.84	212.81	187.28	191.53	168.55	170.25	149.81
.230001 - .365	5.84 - 9.27	202.68	178.36	182.41	160.52	162.14	142.69
.365001 - .510	9.27 - 12.95	193.02	169.86	173.73	152.88	154.42	135.89
.510001 - .825	12.95 - 20.96	202.68	178.36	182.41	160.52	162.14	142.69
.825001 - 1.135	20.96 - 28.83	212.81	187.28	191.53	168.55	170.25	149.81
1.135001 - 1.510	28.83 - 38.35	244.74	215.36	220.26	193.83	195.79	172.29
1.510001 - 2.010	38.35 - 51.05	281.45	247.67	253.30	222.90	225.15	198.14
2.010001 - 2.510	51.05 - 63.75	351.80	309.58	316.62	278.63	281.45	247.67
2.510001 - 3.010	63.75 - 76.45	439.75	386.98	395.78	348.29	351.80	309.58
3.010001 - 3.510	76.45 - 89.15	505.72	445.03	455.15	400.53	404.57	356.02
3.510001 - 4.010	89.15 - 101.85	581.56	511.78	523.42	460.60	465.26	409.42
.040001 - .100	1.02 - 2.54	\$337.24	\$296.78	\$303.53	\$267.11	\$269.81	\$237.43
.100001 - .150	2.54 - 3.81	306.59	269.81	275.93	242.81	245.27	215.84
.150001 - .185	3.81 - 4.70	278.72	245.27	250.85	220.74	222.97	196.22
.185001 - .230	4.70 - 5.84	270.60	238.13	243.54	214.32	216.49	190.51
.230001 - .365	5.84 - 9.27	262.72	231.19	236.44	208.08	210.18	184.95
.365001 - .510	9.27 - 12.95	255.06	224.47	229.57	202.02	204.05	179.57
.510001 - .825	12.95 - 20.96	331.59	291.80	298.43	262.62	265.28	233.43
.825001 - 1.135	20.96 - 28.83	431.06	379.34	387.96	341.40	344.85	303.47
1.135001 - 1.510	28.83 - 38.35	581.94	512.10	523.74	460.90	465.56	409.68
1.510001 - 2.010	38.35 - 51.05	785.62	691.34	707.06	622.21	628.49	553.07
2.010001 - 2.510	51.05 - 63.75	1,021.30	898.75	919.17	808.87	817.03	719.00
2.510001 - 3.010	63.75 - 76.45	1,276.62	1,123.43	1,148.96	1,011.08	1,021.30	898.75
3.010001 - 3.510	76.45 - 89.15	1,595.78	1,404.28	1,436.20	1,263.86	1,276.62	1,123.43
3.510001 - 4.010	89.15 - 101.85	1,994.72	1,755.36	1,795.26	1,579.83	1,595.78	1,404.28

❑ MASTER: bilateral (split) tolerance. ❑ GO: unilateral (one way) minus tolerance. ❑ NOGO: unilateral (one way) plus tolerance. Ring Gages are manufactured in accordance with ANSI spec B89.1.6 - 1989. ROUNDNESS and TAPER of all gages will not exceed 50% of applicable gagemaker's size tolerance and are non-cumulative. *Ring gages are not returnable for credit or cancellation.



Taperlocks*

Steel & Chrome

- Quick change over!
The members pop out
for quick replacement.
Excellent for larger
diameter inspection.
- NIST traceable
 - Plus, Minus or Bilateral tolerance
 - Class XX, X, Y or Z
 - Steel or Chrome



Taperlocks - Steel and Chrome

Unilateral Tolerances • GO = PLUS tolerance, NOGO = MINUS tolerance; Chrome Plates –Add 100%

Size Range	Class	Length	Std. GO Member Only			Length	Std. NOGO Member Only			Handle No.	Price
			1	2-4	5-10		1	2-4	5-10		
.1050" to .1500" 2.67mm to 3.81mm	XX		\$ 68.12	\$60.51	\$ 52.98		\$61.40	\$ 54.67	\$51.22	00	\$16.08
	X	3/8 "	58.03	52.98	46.26	7/32 "	52.98	47.47	44.98		
	Y	9.5mm	51.54	47.06	41.23	5.6mm	47.06	42.42	39.54		
	Z		45.39	41.23	36.98		42.42	38.58	36.18		
.1501" to .2300" 3.81mm to 5.84mm	XX		64.76	58.03	51.22		58.43	52.98	48.27	0	\$16.08
	X	13/32 "	55.15	49.62	44.59	9/32 "	52.98	47.06	44.59		
	Y	10.3mm	50.42	45.39	40.34	7.1mm	46.19	42.42	39.06		
	Z		41.23	37.86	34.50		39.54	36.18	33.46		
.2301" to .3650" 5.84mm to 9.27mm	XX		67.23	59.71	52.98		61.40	54.67	50.10	1	\$16.08
	X	3/4 "	56.35	52.11	45.39	5/16 "	52.98	47.06	44.59		
	Y	19.1mm	52.11	47.06	42.03	7.9mm	47.06	43.31	40.34		
	Z		42.90	39.54	35.30		40.34	36.98	34.42		
.3651" to .5100" 9.27mm to 12.95mm	XX		69.79	61.40	55.47		63.87	56.35	51.95	2	\$16.08
	X	1 "	58.83	53.79	47.95	3/8 "	54.67	48.34	46.26		
	Y	25.4mm	53.79	48.75	43.70	9.5mm	48.75	44.59	42.03		
	Z		44.59	40.34	36.18		42.03	38.10	35.30		
.5101" to .8250" 12.95mm to 20.96mm	XX		72.28	63.87	58.03		66.43	58.43	53.39	3	\$16.08
	X	1 1/4 "	61.34	55.47	48.75	1/2 "	56.35	51.22	47.47		
	Y	31.8mm	55.47	49.62	45.39	12.7mm	50.42	50.15	44.11		
	Z		47.06	42.03	36.98		44.18	39.54	36.98		
.8251" to 1.1350" 20.96mm to 28.83mm	XX		83.24	73.95	66.43		74.84	66.43	60.92	4	\$16.08
	X	1 1/2 "	67.23	61.40	52.98	5/8 "	61.40	56.35	51.47		
	Y	38.1mm	58.03	54.67	47.06	15.9mm	53.39	51.54	44.98		
	Z		52.11	47.06	41.23		47.95	44.11	40.34		
1.1351" to 1.5100" 28.83mm to 38.35mm	XX		87.40	77.32	66.04		78.20	70.20	64.44	5	\$18.10
	X	1 5/8"	79.88	71.48	62.20	3/4"	72.28	65.56	59.71		
	Y	41.3mm	65.56	60.51	52.98	19.1mm	59.71	53.79	49.62		
	Z		55.47	51.22	44.59		52.98	46.90	44.02		

* Taperlocks are not returnable for credit or cancellation.



Trilocks*

Steel & Chrome



Got really big inspection jobs? These are your best choice for large diameters. Made to order, this is only a partial listing of what we offer. Call us for price and delivery on larger sizes.

Trilocks - Steel and Chrome

Unilateral Tolerances • GO = PLUS tolerance, NOGO = MINUS tolerance; Chrome Plates –Add 100%

Size Range	Class	Length	Std. GO Member Only			Length	Std. NOGO Member Only			Handle No.	Price
			1	2-4	5-10		1	2-4	5-10		
.7601"to.9470" 19.30mmto24.05mm	XX		\$83.51	\$69.71	\$66.32		\$75.57	\$66.77	\$60.67		
	X	11/4"	70.71	63.02	57.66	3/4"	65.02	57.74	53.55		
	Y	31.8mm	60.67	54.31	50.46	19.1mm	55.82	50.04	46.11	21/2	\$22.12
	Z		50.46	46.11	43.01		47.45	43.27	40.26		
.9471"to1.1350" 24.05mmto28.83mm	XX		84.77	74.56	67.87		76.40	67.87	60.67		
	X	13/8"	72.63	64.52	59.50	3/4"	66.44	59.17	54.31		
	Y	34.9mm	62.35	55.82	50.97	19.1mm	57.07	51.38	47.03	31/2	22.12
	Z		53.81	48.53	44.68		50.46	45.69	42.17		
1.1351"to1.5100" 28.83mmto38.25mm	XX		91.04	79.92	72.63		81.67	72.89	66.36		
	X	11/2"	79.42	70.71	63.93	3/4"	72.46	64.10	58.91		
	Y	38.1mm	65.86	58.83	53.89	19.1mm	60.08	53.89	49.20	41/2	24.12
	Z		55.82	50.04	46.11		51.80	46.52	43.10		
1.5101"to2.0100" 38.25mmto51.05mm	XX		134.64	120.92	102.51		122.00	109.45	94.48		
	X	17/8"	113.80	100.17	87.28	7/8"	99.24	91.13	79.99		
	Y	47.6mm	102.25	91.71	79.92	22.2mm	89.17	82.00	72.72	51/2	25.58
	Z		83.34	75.06	66.77		77.99	69.88	63.09		
2.0101"to2.5100" 51.05mmto63.75mm	XX		161.66	141.84	121.09		147.10	132.21	114.22		
	X	2"	134.64	119.15	102.68	7/8"	122.00	109.45	94.48		
	Y	50.8mm	119.15	105.10	91.37	22.2mm	104.18	95.48	83.34	6	25.58
	Z		100.17	89.62	78.15		88.70	79.92	74.73		
2.5101"to3.0100" 63.75mmto76.45mm	XX		183.45	159.32	138.49		161.25	146.77	125.51		
	X	2"	156.40	137.06	117.24	1"	130.79	123.00	106.19		
	Y	50.8mm	134.64	119.15	100.17	25.4mm	117.24	109.45	94.48	7	25.58
	Z		111.55	98.83	86.28		101.00	89.62	77.99		
3.0101"to3.5100" 76.45mmto89.15mm	XX		224.01	196.56	167.52		193.12	178.15	152.05		
	X	2"	171.29	164.84	141.00	1"	159.41	150.11	129.86		
	Y	50.8mm	159.91	141.00	123.00	25.4mm	139.57	131.80	114.97	7	25.58
	Z		137.06	123.00	106.69		120.16	109.54	94.89		

* Trilocks are not returnable for credit or cancellation.





Custom Progressive Gages*

When you need to check parts quickly, Progressive plug gages are the best choice. Both the GO and NOGO diameters are stepped on a single gage member. All members are securely attached to either a Trilock or Taperlock handle. All handles are marked with sizes and direction of tolerance.


- Class XX, X, Y, or Z
- NIST traceable
- GO, NOGO tolerances
- Tool Steel 58/60 Rockwell C
- Certificate of Accuracy included
- Additional marking available \$0.50 per character

Unilateral Tolerance, GO - Plus Tolerance, NOGO - Minus Tolerance; Chrome Plates: Add 100%
 * -Not returnable for credit or cancellation

Size-Range	Class	Tolerance Inches	Member Length	GO Portion	NOGO Portion	Quantities			Handle	
						1	2-4	5-10	No.	Price
TAPERLOCK STYLE										
.105 in. to .150 in. 2.67 mm to 3.81 mm	XX	.00002				\$ 132.27	\$ 122.68	\$ 116.92		
	X	.00004	23/32 in.	3/8 in.	7/32 in.	107.35	101.60	95.85	00	\$ 17.54
	Y	.00007	18.3 mm	9.5 mm	5.6 mm	92.01	84.34	80.52		
	Z	.00010				76.68	72.85	69.01		
.1501 in. to .230 in. 3.81 mm to 5.84 mm	XX	.00002				120.76	115.02	109.27		
	X	.00004	13/16 in.	13/32 in.	9/32 in.	101.60	95.85	92.01	0	17.54
	Y	.00007	20.6 mm	10.3 mm	7.1 mm	90.09	82.42	78.60		
	Z	.00010				69.01	65.18	61.34		
.2301 in. to .365 in. 5.84 mm to 9.27 mm	XX	.00002				130.35	120.76	115.02		
	X	.00004	13/16 in.	3/4 in.	5/16 in.	105.43	99.68	93.93	1	17.54
	Y	.00007	30.2 mm	19.1 mm	7.9 mm	92.01	84.34	80.52		
	Z	.00010				72.85	69.01	65.18		
.3651 in. to .510 in. 9.27 mm to 12.95 mm	XX	.00002				138.02	130.35	122.68		
	X	.00004	11/2 in.	1 in.	3/8 in.	111.19	105.43	99.68	2	17.54
	Y	.00007	38.1 mm	25.4 mm	9.5 mm	97.76	92.01	88.19		
	Z	.00010				76.68	72.85	68.99		
.5101 in. to .825 in. 12.95 mm to 20.96 mm	XX	.00002				143.77	136.10	128.43		
	X	.00004	17/8 in.	11/4 in.	1/2 in.	115.02	109.27	103.52	3	17.54
	Y	.00007	47.6 mm	31.8 mm	12.7 mm	103.52	97.76	92.01		
	Z	.00010				80.52	76.68	72.85		
.8251 in. to 1.135 in. 20.96 mm to 28.83 mm	XX	.00003				168.69	159.10	151.43		
	X	.00006	21/8 in.	13/8 in.	5/8 in.	130.35	120.76	115.02	4	17.54
	Y	.00009	54.0 mm	34.9 mm	15.9 mm	107.35	101.60	95.85		
	Z	.00012				93.93	88.19	82.42		
1.1351 in. to 1.510 in. 28.83 mm to 38.35 mm	XX	.00003				182.10	172.53	162.94		
	X	.00006	23/8 in.	11/2 in.	3/4 in.	162.94	153.35	138.75	5	19.74
	Y	.00009	60.3 mm	38.1 mm	19.1 mm	130.35	120.76	115.02		
	Z	.00012				109.27	103.52	97.76		
TRILOCK STYLE										
1.5101 in. to 2.010 in. 38.35 mm to 51.05 mm	XX	.00004				270.29	256.88	241.54		
	X	.00008	27/8 in.	17/8 in.	7/8 in.	216.62	203.20	193.61	5 1/2	24.22
	Y	.00012	73.0 mm	47.6 mm	22.2 mm	189.79	180.20	170.61		
	Z	.00016				153.35	145.69	138.02		
2.0101 in. to 2.510 in. 51.05 mm to 63.75 mm	XX	.00004				339.30	320.12	304.80		
	X	.00008	3 in.	2 in.	7/8 in.	274.12	260.70	245.37	6	25.13
	Y	.00012	76.2 mm	50.8 mm	22.2 mm	231.95	220.44	208.95		
	Z	.00016				191.69	182.10	172.53		
2.5101 in. to 3.010 in. 63.75 mm to 76.45 mm	XX	.00005				368.78	366.13	346.97		
	X	.00010	3 in.	2 in.	7/8 in.	316.30	300.96	283.71	7	27.08
	Y	.00015	76.2 mm	50.8 mm	22.2 mm	272.21	258.78	243.45		
	Z	.00020				224.28	212.77	199.36		
3.0101 in. to 3.510 in. 76.45 mm to 89.15 mm	XX	.00005				458.14	433.23	407.37		
	X	.00010	3 in.	2 in.	7/8 in.	352.71	335.46	316.30	7	27.08
	Y	.00015	76.2 mm	50.8 mm	22.2 mm	314.38	299.04	281.78		
	Z	.00020				262.62	249.21	235.78		
3.5101 in. to 4.010 in. 89.15 mm to 101.85 mm	XX	.00005				555.12	500.15	497.21		
	X	.00010	31/8 in.	21/8 in.	7/8 in.	449.28	427.32	403.36	7	28.21
	Y	.00015	79.4 mm	54.0 mm	22.2 mm	385.39	363.43	345.45		
	Z	.00020				323.49	307.52	289.54		
4.0101 in. to 4.510 in. 101.85 mm to 114.55 mm	XX	.00005				628.99	599.04	567.09		
	X	.00010	31/8 in.	21/8 in.	7/8 in.	505.19	479.23	453.27	7	28.21
	Y	.00015	79.4 mm	54.0 mm	22.2 mm	439.30	395.56	358.61		
	Z	.00020				361.42	343.45	323.49		



Master Setting Discs*



STYLE #1: Bilateral (Split) tolerance
STYLE #2: Unilateral (GO Plus NOGO Minus)
STYLE #3: Bilateral (Split) tolerance

You can use these Master Discs to calibrate your measuring equipment. They are a must for your calibration lab and your inspection areas. Meyer's Master Discs are available in three styles and come with a Certificate of Accuracy.

- Class XX, X, or Y
- GO, NOGO, Bilateral tolerances available
- Steel 60/62 Rockwell C
- Comes complete with end grips
- All inch masters are furnished with black insulators
- All metric masters are furnished with yellow insulators
- Red and Green insulators are available on special order
- Roundness is within half of tolerance

*Note: For the range above 1.510" to and including 8.510" A.G.D. standards for style #2 call for style #3 master discs separated by an A.G.D. separator plate and linked together with a tie rod and insulators. Not returnable for credit or cancellation. Call for sizes not shown.

Size-Range	Class	Tolerance	Style #1		Style #2		Style #3	
			Length	Steel Chrome	Length	Steel Chrome	Length	Steel Chrome
	XX	.00002		\$ 123.08 \$157.99		\$ 207.59 \$270.04		\$112.06 \$146.96
.1500 in. to .2300 in.	X	.00004	7/8 in.	91.86 119.41	7/8 in.	154.31 202.08	7/16 in.	84.51 108.38
3.81 mm to 5.84 mm	Y	.00007	22.2 mm	75.32 108.38	22.2 mm	137.78 180.04	11.1 mm	77.16 101.03
	XX	.00002		126.76 165.34		209.43 281.07		113.91 148.81
.2301 in. to .365 in.	X	.00004	1 in.	93.69 123.08	1 in.	156.15 205.75	1/2 in.	86.34 112.06
5.84 mm to 9.27 mm	Y	.00007	25.4 mm	86.34 112.06	25.4 mm	139.62 181.86	12.7 mm	78.99 104.72
	XX	.00002		128.60 167.17		211.26 273.72		117.57 154.31
.3651 in. to .510 in.	X	.00004	1 1/8 in.	95.53 124.92	1 1/8 in.	161.66 209.43	9/16 in.	88.18 113.91
9.27 mm to 12.95 mm	Y	.00007	28.6 mm	88.18 113.91	28.6 mm	146.96 191.05	14.3 mm	80.83 123.08
	XX	.00002		130.43 170.85		214.94 277.39		119.41 156.15
.5101 in. to .825 in.	X	.00004	1 1/4 in.	97.37 126.76	1 1/4 in.	163.50 214.94	5/8 in.	90.02 115.73
12.95 mm to 20.96 mm	Y	.00007	31.8 mm	90.02 115.73	31.8 mm	148.81 194.74	15.9 mm	84.51 108.38
	XX	.00003		137.78 180.04		238.82 308.63		130.43 170.85
.8251 in. to 1.135 in.	X	.00006	1 3/8 in.	104.72 137.78	1 3/8 in.	178.20 231.48	11/16 in.	97.37 126.76
20.96 mm to 28.83 mm	Y	.00009	34.9 mm	102.88 135.95	34.9 mm	174.52 225.95	17.5 mm	91.86 119.41
	XX	.00003		150.65 196.56		260.87 339.86		139.62 181.86
1.1351 in. to 1.510 in.	X	.00006	1 5/8 in.	112.06 146.96	1 5/8 in.	196.56 257.19	13/16 in.	102.88 134.11
28.83 mm to 38.35 mm	Y	.00009	41.3 mm	104.72 137.78	41.3 mm	174.52 225.95	20.6 mm	93.69 119.41
	XX	.00004		174.52 225.95		295.77 383.95		157.99 207.59
1.5101 in. to 2.010 in.	X	.00008	1 7/8 in.	130.43 170.85	2 in.	220.45 288.42	7/8 in.	119.41 156.15
38.35 mm to 51.05 mm	Y	.00012	47.6 mm	112.06 146.96	50.8 mm	200.24 259.03	22.2 mm	104.72 137.78
	XX	.00004		200.24 259.03		347.21 451.92		187.39 246.17
2.0101 in. to 2.510 in.	X	.00008	2 in.	146.96 195.62	2 in.	257.19 334.35	7/8 in.	141.46 183.71
51.05 mm to 63.75 mm	Y	.00012	50.8 mm	134.11 170.85	50.8 mm	222.29 290.26	22.2 mm	119.41 156.15
	XX	.00005		231.48 301.28		400.49 521.72		211.26 273.72
2.5101 in. to 3.010 in.	X	.00010	2 in.	180.04 233.30	2 1/4 in.	297.61 385.79	1 in.	156.15 205.75
63.75 mm to 76.45 mm	Y	.00015	50.8 mm	150.65 196.56	57.2 mm	255.35 332.51	25.4 mm	135.95 176.36
	XX	.00005		259.03 338.02		472.13 613.58		246.17 321.48
3.0101 in. to 3.510 in.	X	.00010	2 in.	196.56 257.19	2 1/4 in.	354.56 459.26	1 in.	185.55 242.49
76.45 mm to 89.15 mm	Y	.00015	50.8 mm	174.52 225.95	57.2 mm	306.78 400.49	25.4 mm	154.31 202.08
	XX	.00005		303.12 396.80		505.19 657.67		259.03 338.02
3.5101 in. to 4.010 in.	X	.00010	2 1/8 in.	225.95 295.77	2 1/4 in.	400.49 521.74	1 in.	211.26 273.72
89.15 mm to 101.85 mm	Y	.00015	54.0 mm	196.56 257.19	57.2 mm	341.70 446.40	25.4 mm	180.04 233.30
	XX	.00005		341.70 446.40		552.96 718.28		284.74 371.09
4.0101 in. to 4.510 in.	X	.00010	2 1/8 in.	259.03 338.02	2 1/4 in.	437.23 567.65	1 in.	224.13 292.10
101.85 mm to 114.55 mm	Y	.00015	54.0 mm	196.56 257.19	57.2 mm	341.70 446.40	25.4 mm	180.04 233.30
	XX	.000065		341.70 446.40		552.96 718.28		284.74 371.09
4.5101 in. to 5.010 in.	X	.00013	2 in.	259.03 338.02	2 1/4 in.	437.23 567.65	1 in.	224.13 292.09
114.55 mm to 127.25 mm	Y	.00019	54.0 mm	225.95 295.77	57.2 mm	387.61 505.19	25.4 mm	205.75 266.38
	XX	.000065		418.85 547.45		637.45 828.51		328.83 492.33
5.0101 in. to 5.510 in.	X	.00013	2 1/8 in.	323.32 420.69	2 1/4 in.	519.88 676.04	1 in.	268.22 349.05
127.25 mm to 139.95 mm	Y	.00019	54.0 mm	292.09 380.27	57.2 mm	472.13 613.58	25.4 mm	244.33 317.81
	XX	.000065		448.24 582.35		742.17 964.46		347.21 451.92
5.5101 in. to 6.010 in.	X	.00013	2 1/8 in.	354.56 459.27	2 1/4 in.	576.84 751.36	1 in.	301.28 393.14
139.95 mm to 152.65 mm	Y	.00019	54.0 mm	323.32 420.69	57.2 mm	534.58 694.41	25.4 mm	277.39 360.06



60° Thread Measuring Wires



60° Threads

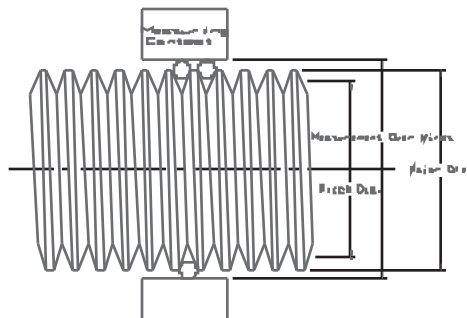
(G)				(G)			
(n)	Nominal	(C)	Price	(n)	Nominal	(C)	Price
Threads per Inch	Best Wire Diameter	Nominal Constant	(Set of Three)	Threads per Inch	Best Wire Diameter	Nominal Constant	(Set of Three)
120	0.00481	0.00722	\$110.24	16	0.03608	0.05413	\$67.37
100	0.00577	0.00866	110.24	14	0.04124	0.06186	67.37
96	0.00601	0.00902	110.24	13	0.04441	0.06662	67.37
90	0.00642	0.00962	110.24	12	0.04811	0.07217	67.37
80	0.00722	0.01083	110.24	11 1/2	0.05020	0.07531	67.37
72	0.00802	0.01203	110.24	11	0.05249	0.07873	67.37
64	0.00902	0.01353	110.24	10	0.05774	0.08660	67.37
56	0.01031	0.01546	110.24	9	0.06415	0.09623	67.37
50	0.01155	0.01732	110.24	8	0.07217	0.10825	67.37
48	0.01203	0.01804	67.37	7 1/2	0.07698	0.11547	67.37
44	0.01312	0.01968	67.37	7	0.08248	0.12372	67.37
40	0.01443	0.02165	67.37	6	0.09623	0.14434	67.37
36	0.01604	0.02406	67.37	5 1/2	0.10497	0.15746	110.24
32	0.01804	0.02706	67.37	5	0.11547	0.17321	110.24
30	0.01925	0.02887	67.37	4 1/2	0.12830	0.19245	110.24
28	0.02062	0.03093	67.37	4	0.14434	0.21651	110.24
27	0.02138	0.03208	67.37	3	0.16496	0.24744	110.24
26	0.02221	0.03331	67.37	3 1/2	0.17765	0.26647	110.24
24	0.02406	0.03608	67.37	3 1/4	0.19245	0.28868	110.24
22	0.02624	0.03936	67.37	2 3/4	0.20995	0.31492	110.24
20	0.02887	0.04330	67.37	2 1/2	0.23094	0.34641	110.24
18	0.03208	0.04811	67.37	2	0.28868	0.43301	110.24

60° Metric Threads

Pitch mm	Nominal Best Wire Diameter mm	Nominal Constant mm	Price (Set of Three)
.2	0.1155	0.1732	\$110.24
.225	0.1299	0.1949	110.24
.25	0.1443	0.2165	110.24
.3	0.1732	0.2598	110.24
.35	0.2021	0.3031	110.24
.4	0.2309	0.3464	110.24
.45	0.2598	0.3897	110.24
.5	0.2887	0.4330	110.24
.6	0.3464	0.5196	110.24
.7	0.4041	0.6062	110.24
.75	0.4330	0.6495	67.37
.8	0.4619	0.6928	67.37
.9	0.5196	0.7794	67.37
1.0	0.5774	0.8660	67.37
1.25	0.7217	1.0825	67.37
1.5	0.8660	1.2990	67.37
1.75	1.0104	1.5155	67.37
2.0	1.1547	1.7321	67.37
2.5	1.4434	2.1651	67.37
3.0	1.7321	2.5981	67.37
3.5	2.0207	3.0311	67.37
4.0	2.3094	3.4641	67.37
4.5	2.5981	3.8971	67.37
5.0	2.8868	4.3301	110.24
5.5	3.1754	4.7631	110.24
6.0	3.4641	5.1962	110.24
7.0	4.0415	6.0622	110.24
8.0	4.6188	6.9282	110.24
9.0	5.1962	7.7942	110.24
10.0	5.7735	8.6603	110.24

29° Acme Best Threads

(n)	(G)	Price
Threads per Inch	Best Wire Diameter	(Set of Three)
1	0.51645	\$127.09
1 1/3	0.38734	127.09
1 1/2	0.34430	127.09
1 3/4	0.29511	127.09
2	0.25823	127.09
2 1/2	0.20658	127.09
3	0.17215	127.09
3 1/2	0.14756	101.06
4	0.12911	101.06
4 1/2	0.11477	101.06
5	0.10329	101.06
5 1/2	0.09390	101.06
6	0.08608	101.06
7	0.07378	101.06
8	0.06456	101.06
9	0.05738	101.06
10	0.05164	101.06
12	0.04304	101.06
14	0.03689	101.06
16	0.03228	101.06
18	0.02869	101.06
20	0.02582	101.06



Meyer Gage Thread Measuring Wires, are manufactured as a matched set of three wires per ASME B89.1.17. Each wire diameter is matched to the others within ± 0.000001 ". The diameters of the three wires shall be within ± 0.00002 " of the calculated best wire diameter.

- 100% inspection
- 2 microfinish or better
- Tool Steel
- All members 2" long
- Meets former federal Specification GGG-W-366b for Grade A Master Thread Wires

Thread Measuring Wire Sets

60° Thread

Measuring Wires	Price
Set No. 30 HS*	\$2,324.32
30 Sizes (5 to 80 TPI) with wood case	
Set No. 34 HS	\$2,760.70
34 Sizes (4 to 80 TPI) with wood case	
Set No. 20 HS*	\$1,434.71
20 Sizes (6 to 36 TPI) with wood case	

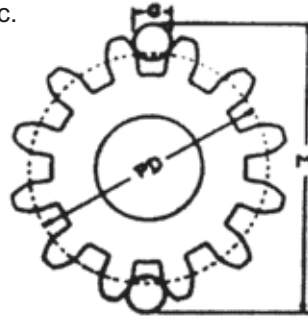
60° Metric Thread

Measuring Wires	Price
Set No. 30M	\$2,750.00
30 Sizes (.2 pitch to 10 pitch) with wood case	
Set No. 23M	\$2,068.61
23 Sizes (.3 pitch to 6 pitch) with wood case	
* 7-1/2 & 22 TPI not included in these sets.	
** Not all sizes available	



GEAR MEASURING WIRES

- All Gear Measuring Wires meet or exceed former Fed. Spec. GGG-W-366b for Grade AM.GW
- For three wire sets, add 50%



- Wires are lapped to 2 RMS micro inch finish or less and measure to exacting specifications.

GRADE A MASTER GEAR WIRES

Product Group #17-00

P	Wire Diameter for Enlarged Pinions 1.92"		Wire Diameter for External Gears 1.728"		Alternate Series 1.68"		Wire Diameter for Internal Gears 1.44"		Price (set of Two Wires)
	P	Item No.	P	Item No.	P	Item No.	P	Item No.	
2	0.96000	M706030	0.86400	M703030	0.84000	M704030	0.72000	M707030	\$110.24
2-1/2	0.76800	M706029	0.69120	M703029	0.67200	M704029	0.57600	M707029	110.24
3	0.64000	M706028	0.57600	M703028	0.56000	M704028	0.48000	M707028	110.24
4	0.48000	M706027	0.43200	M703027	0.42000	M704027	0.36000	M707027	110.24
5	0.38400	M706026	0.34560	M703026	0.33600	M704026	0.28800	M707026	76.56
6	0.32000	M706025	0.28800	M703025	0.28000	M704025	0.24000	M707025	76.56
7	0.27428	M706024	0.24686	M703024	0.24000	M704024	0.20571	M707024	76.56
8	0.24000	M706023	0.21600	M703023	0.21000	M704023	0.18000	M707023	59.72
9	0.21333	M706022	0.19200	M703022	0.18666	M704022	0.16000	M707022	59.72
10	0.19210	M706021	0.17280	M703021	0.16800	M704021	0.14400	M707021	59.72
11	0.17454	M706020	0.15709	M703020	0.15273	M704020	0.13091	M707020	59.72
12	0.16000	M706019	0.14400	M703019	0.14000	M704019	0.12000	M707019	59.72
14	0.13714	M706018	0.12343	M703018	0.12000	M704018	0.10286	M707018	59.72
16	0.12000	M706017	0.10800	M703017	0.10500	M704017	0.09000	M707017	59.72
18	0.10667	M706016	0.09600	M703016	0.09333	M704016	0.08000	M707016	59.72
20	0.09600	M706015	0.08640	M703015	0.08400	M704015	0.07200	M707015	59.72
22	0.08727	M706014	0.07855	M703014	0.07636	M704014	0.06545	M707014	59.72
24	0.08000	M706013	0.07200	M703013	0.07000	M704013	0.06000	M707013	59.72
28	0.06857	M706012	0.06171	M703012	0.06000	M704012	0.05143	M707012	59.72
32	0.06000	M706011	0.05400	M703011	0.05250	M704011	0.04500	M707011	59.72
36	0.05333	M706010	0.04800	M703010	0.04667	M704010	0.04000	M707010	59.72
40	0.04800	M706009	0.04320	M703009	0.04200	M704009	0.03600	M707009	59.72
48	0.04000	M706008	0.03600	M703008	0.03500	M704008	0.03000	M707008	59.72
64	0.03000	M706007	0.02700	M703007	0.02625	M704007	0.02250	M707007	59.72
72	0.02667	M706006	0.02400	M703006	0.02333	M704006	0.02000	M707006	59.72
80	0.02400	M706005	0.02160	M703005	0.02100	M704005	0.01800	M707005	59.72
96	0.02000	M706004	0.01800	M703004	0.01750	M704004	0.01500	M707004	59.72
100	0.01920	M706003	0.01728	M703003	0.01680	M704003	0.01440	M707003	59.72
120	0.01600	M706002	0.01440	M703002	0.01400	M704002	0.01200	M707002	93.40
128	0.01500	M706001	0.01350	M703001	0.01312	M704001	0.01125	M707001	93.40
200	0.00960	M706000	0.00864	M703000	0.00840	M704000	0.00720	M707000	93.40

3-WIRE THREAD MEASURING SYSTEM

Wire Holders - The wire holders are fitted on anvils of the micrometer allowing the single and double measuring wires to accurately position in relation to each other. The extra length of the wire enables them to be adjusted up or down in the holders. This extends the life of the wires substantially. The holders are limited to their rotational movement by the "U" Track and thus are maintained in the ideal position for engaging any lead angle of a thread.

Measuring Wires - The measuring wires are certified to meet the following specifications:

Meyer Gage Thread Measuring Wires, are manufactured as a matched set of three wires per ASM B89.1.17. Each wire diameter is matched to the others within ± 0.000001 ". The diameters of the three wires shall be within 0.00002" of the calculated best wire diameter.

All measuring wires come with a certificate of calibration, which includes the actual wire size and the constant required in determining the pitch diameter.



60 DEGREE THREAD 3-WIRE SETS WITH HOLDERS

Product Group #16-20H

Threads Per Inch	Nominal Diameter	Holder Only				Holders w/Wires	
		.250" Anvil	.300" Anvil	Item Nos. .375" Anvil	Price	Item No.	Set Price
80	0.00722	M910325	M910326	M910327	\$ 264.43	M730800	\$ 368.86
72	0.00802	M910319	M910320	M910321	264.43	M730720	368.86
64	0.00902	M910313	M910314	M910315	245.91	M730640	350.33
56	0.01031	M910306	M910307	M910308	245.91	M730560	350.33
50	0.01155	M910303	M910304	M910305	245.91	M730500	350.33
48	0.01203	M910296	M910297	M910298	245.91	M730480	350.33
44	0.01312	M910293	M910294	M910295	245.91	M730440	350.33
40	0.01443	M910290	M910291	M910292	224.01	M730400	281.28
36	0.01604	M910283	M910284	M910285	224.01	M730360	281.28
32	0.01804	M910280	M910281	M910282	224.01	M730320	281.28
30	0.01925	M910277	M910278	M910279	224.01	M730300	281.28
28	0.02062	M910268	M910269	M910270	224.01	M730280	281.28
27	0.02138	M910265	M910266	M910267	224.01	M730270	281.28
26	0.02221	M910262	M910263	M910264	224.01	M730260	281.28
24	0.02406	M910259	M910260	M910261	224.01	M730240	281.28
22	0.02624	M910256	M910257	M910258	224.01	M730220	281.28
20	0.02887	M910253	M910254	M910255	224.01	M730200	281.28
18	0.03208	M910244	M910245	M910246	224.01	M730180	281.28
16	0.03608	M910241	M910242	M910243	224.01	M730160	281.28
14	0.04124	M910238	M910239	M910240	224.01	M730140	281.28
13	0.04441	M910235	M910236	M910237	224.01	M730130	281.28
12	0.04811	M910232	M910233	M910234	224.01	M730120	281.28
11-1/2	0.05020	M910226	M910227	M910228	224.01	M730115	281.28
11	0.05249	M910229	M910230	M910231	224.01	M730110	281.28
10	0.05774	M910223	M910224	M910225	224.01	M730100	281.28
9	0.06415	M910331	M910332	M910333	224.01	M730090	281.28
8	0.07217	M910328	M910329	M910330	224.01	M730080	281.28
7	0.08248	M910322	M910323	M910324	224.01	M730070	281.28
6	0.09623	M910316	M910317	M910318	224.01	M730060	281.28
5	0.11547	M910309	M910310	M910311	264.43	M730050	368.86

When ordering, please specify "Threads Per Inch" and Anvil Size.

3-WIRE THREAD MEASURING SYSTEM

60 DEGREE METRIC THREAD WIRE SETS WITH HOLDERS

Product Group #16-20H

Pitch mm	Best mm	Wire Size Inch Equiv.	Holder Only Item No.			Price	Holders w/Wires	
			.250" Anvil	.300" Anvil	.375" Anvil		Item No.	Set Price
.35mm	0.2021	0.00796	M910175	M910176	M910177	\$ 264.43	M740350	\$ 390.99
.40mm	0.2309	0.00909	M910184	M910185	M910186	264.43	M740400	390.99
.45mm	0.2598	0.01023	M910181	M910182	M910183	245.91	M740450	371.35
.50mm	0.2887	0.01137	M910190	M910191	M910192	245.91	M740500	371.35
.55mm	0.3175	0.01250	M910187	M910188	M910189	245.91	M740550	371.35
.60mm	0.3464	0.01364	M910193	M910194	M910195	245.91	M740600	371.35
.70mm	0.4041	0.01591	M910199	M910200	M910201	245.91	M740700	371.35
.75mm	0.4330	0.01705	M910196	M910197	M910198	224.01	M740750	298.15
.80mm	0.4619	0.01819	M910205	M910206	M910207	224.01	M740800	298.15
.85mm	0.4907	0.01932	M910202	M910203	M910204	224.01	M740850	298.15
.90mm	0.5196	0.02046	M910208	M910209	M910210	224.01	M740900	298.15
1.00mm	0.5774	0.02273	M910211	M910212	M910213	224.01	M741000	298.15
1.25mm	0.7217	0.02841	M910214	M910215	M910216	224.01	M741250	298.15
1.50mm	0.8660	0.03409	M910217	M910218	M910219	224.01	M741500	298.15
1.75mm	1.0104	0.03978	M910220	M910221	M910222	224.01	M741750	298.15
2.00mm	1.1547	0.04546	M910247	M910248	M910249	224.01	M742000	298.15
2.50mm	1.4434	0.05683	M910250	M910251	M910252	224.01	M742500	298.15
3.00mm	1.7321	0.06819	M910271	M910272	M910273	224.01	M743000	298.15
3.50mm	2.0270	0.07980	M910274	M910275	M910276	224.01	M743500	298.15
4.00mm	2.3094	0.09092	M910286	M910287	M910288	224.01	M744000	298.15

When ordering, specify Pitch" and Anvil Size.
Individual Holders available, price on application.

THREAD MEASURING WIRE SETS

Product Group #16-00S

	Wooden Case No Wire Holders		Wooden Case w/Wire Holders	
	Item No.	Price	Item No.	Price
60 Degree Thread Measuring Wires				
Set No. 30 HS*				
30 Sizes (5 to 80 TPI), with case	M396890	\$2,324.32	M396895	\$8,360.19
Set No. 34 HS				
34 Sizes (4 to 80 TPI), with case	M396920	\$2,760.70	M396925	\$9,508.57
Set No. 20 HS*				
20 Sizes (6 to 36 TPI), with case	M396880	\$1,434.71	M396980	\$5,236.60
Set No. 20 TC				
20 Sizes (6 to 36 TPI), with case	M396990	Price on Request	M396995	Price on Request



60 Degree Metric Thread Measuring Wires

Set No. 30 M				
30 Sizes (.2 to 10 pitch), with case	M396910	\$2,864.82	M396915	\$8,992.56
Set No. 23 HS				
23 Sizes (.3 to 6 pitch), with case	M396900	\$2,068.61	M396905	\$6,674.37
29 Degree Acme Best Thread				
Set No. 22 AB				
22 Sizes (1 to 20 TPI), with case	M397000	\$2,558.48	N/A**	
Set No. 16 AB				
16 Sizes (3-1/2 to 20 TPI), with case	—	—	M397005	\$5,499.96

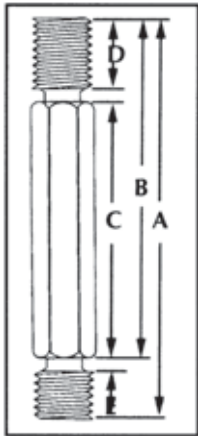
*7-1/2 & 22 TPI not included in these sets.

**Not all sizes available.

Case and vials are available, price on request.



Taperlock Steel Thread Plug Gages



Thread plug gages are made of selected steel, manufactured with the finest equipment available, and meticulously inspected in every thread element. The name Meyer Gage is your guarantee of the finest in thread gages.

Standard in "X" tolerance.

Optional color gage handles available upon request — ideal to identify metric versus inch or master versus working gages.

The shanks on the gaging members are tapered to fit corresponding taper holes in the handles. Worn members may be removed and the handles salvaged for use with new members.

Member sizes 0 - 6 have male point in addition to length shown. Chip grooves are supplied on Go Members #10 machine screw and larger.

Nominal Size		A Overall	B Go Member & Handle	Length C Handle Only	D Go Member	E		Handle	
Inch	mm					NoGo Member	Hex Size	No.	
0, 1, 2, 3	1.6, 2, 2.5	2-1/2	2-1/32	1-1/2	1/4	3/16	3/16	000	
4, 5, 6	3, 3.5	2-31/32	2-13/32	1-3/4	5/16	7/32	1/4	00	
8, 10, 12	4, 4.5, 5	3-3/16	2-21/32	2	13/32	9/32	5/16	0	
1/4, 5/16	6, 6.3, 7, 8	4-1/16	3-1/2	2-3/4	1/2	5/16	3/8	1	
3/8, 7/16, 1/2	10, 12	4-5/8	4	3	3/4	3/8	1/2	2	
9/16, 5/8, 3/4	14, 16, 18, 20	5-1/8	4-3/8	3-1/4	7/8	1/2	11/16	3	
7/8, 1, 1-1/8	24	5-7/8	4-15/16	3-5/8	1	5/8	7/8	4	
1-1/4, 1-3/8, 1-1/2		5-1/2 + D	4-3/8 + D	4	*	3/4	1	5	

*D=1" for 12 threads per inch and finer; 1-1/4" for threads per inch coarser than 12. Item numbers and prices on next page.

CLASS X THREAD GAGE TOLERANCES

Thread per Inch	Tolerance Lead, Inch	Tolerance on Half Angle of Thread °± min.	Major or Minor Diameter		To and Including 1-1/2" Diameter	Tolerance on Pitch Diameter		Above 8" to 12" Diameter
			To and Including 4" Diameter	Above 4" Diameter		Above 1-1/2" to 4" Diameter	Above 4" to 8" Diameter	
80	.0002	0° 30'	.0003	—	.0002	—	—	—
72	.0002	0° 30'	.0003	—	.0002	—	—	—
64	.0002	0° 30'	.0004	—	.0002	—	—	—
56	.0002	0° 30'	.0004	—	.0002	.0003	—	—
48	.0002	0° 30'	.0004	—	.0002	.0003	—	—
40	.0002	0° 20'	.0004	—	.0002	.0003	—	—
36	.0002	0° 20'	.0004	—	.0002	.0003	—	—
32	.0003	0° 15'	.0005	.0007	.0003	.0004	.0005	.0006
28	.0003	0° 15'	.0005	.0007	.0003	.0004	.0005	.0006
27	.0003	0° 15'	.0005	.0007	.0003	.0004	.0005	.0006
24	.0003	0° 15'	.0005	.0007	.0003	.0004	.0005	.0006
20	.0003	0° 15'	.0005	.0007	.0003	.0004	.0005	.0006
18	.0003	0° 10'	.0005	.0007	.0003	.0004	.0005	.0006
16	.0003	0° 10'	.0006	.0009	.0003	.0004	.0006	.0008
14	.0003	0° 10'	.0006	.0009	.0003	.0004	.0006	.0008
13	.0003	0° 10'	.0006	.0009	.0003	.0004	.0006	.0008
12	.0003	0° 10'	.0006	.0009	.0003	.0004	.0006	.0008
11-1/2	.0003	0° 10'	.0006	.0009	.0003	.0004	.0006	.0008
11	.0003	0° 10'	.0006	.0009	.0003	.0004	.0006	.0008
10	.0003	0° 10'	.0006	.0009	.0003	.0004	.0006	.0008
9	.0003	0° 10'	.0007	.0011	.0003	.0004	.0006	.0008
8	.0004	0° 5'	.0007	.0011	.0004	.0005	.0006	.0008
7	.0004	0° 5'	.0007	.0011	.0004	.0005	.0006	.0008
6	.0004	0° 5'	.0008	.0013	.0004	.0005	.0006	.0008
5	.0004	0° 5'	.0008	.0013	—	.0005	.0006	.0008
4-1/2	.0004	0° 5'	.0008	.0013	—	.0005	.0006	.0008
4	.0004	0° 5'	.0009	.0015	—	.0005	.0006	.0008



Taperlock Steel Thread Plug Gages

- Machined from the highest quality oil hardened tool steels
- Manufactured on the latest equipment under ideal conditions
- Meticulously inspected in every thread element
- Chip grooves are supplied on all Go members #10 Machine Screw and larger
- Standard in "X" tolerance, standard A.G.D. dimensions
- Special thread plug gages available expedited delivery



HOW TO ORDER

1. Quantity and type (member only, member with handle or double end with handle).
2. Specify nominal size and threads per inch, Go and/or No Go.
3. Class of fit: 2B or 3B.
4. Handles are not included with single members.
5. If handle is required with a single member, please specify "with handle" at time of order.
6. Include special marking instructions if any.
7. For Taperlock members with Chrome add 100%.
8. Special Thread Plug Gages price on application.
9. If Special Pitch diameter limits specify Go and No Go gages.

TAPERLOCK STYLE WORK PLUG GAGES

Product Group #19-00T

	Nominal Size		Go Member		No Go Member		Double End w/Handle			Handle Only	
			Class 2B or 3B Item No.	Class 2B Item No.	Class 3B Item No.	Price Per Member	Class 2B Item No.	Class 3B Item No.	Price	Size	Price
0	80	UNF	M150100	M160100	M170100	\$54.57	M150116	M150117	\$123.70	000	\$16.08
1	64	UNC	M150200	M160200	M170200	54.57	M150216	M150217	123.70	000	16.08
1	72	UNF	M150300	M160300	M170300	54.57	M150316	M150317	123.70	000	16.08
2	56	UNC	M150400	M160400	M170400	54.57	M150416	M150417	123.70	000	16.08
2	64	UNF	M150500	M160500	M170500	54.57	M150516	M150517	123.70	000	16.08
3	48	UNC	M150600	M160600	M170600	49.12	M150616	M150617	112.78	000	16.08
3	56	UNF	M150700	M160700	M170700	49.12	M150716	M150717	112.78	000	16.08
4	40	UNC	M150900	M160900	M170900	49.12	M150916	M150917	112.78	00	16.08
4	48	UNF	M151000	M161000	M171000	49.12	M151016	M151017	112.78	00	16.08
5	40	UNC	M151100	M161100	M171100	41.83	M151116	M151117	98.23	00	16.08
5	44	UNF	M151200	M161200	M171200	41.83	M151216	M151217	98.23	00	16.08
6	32	UNC	M151300	M161300	M171300	41.83	M151316	M151317	98.23	0	16.08
6	40	UNF	M151400	M161400	M171400	41.83	M151416	M151417	98.23	0	16.08
8	32	UNC	M151500	M161500	M171500	41.83	M151516	M151517	98.23	0	16.08
8	36	UNF	M151600	M161600	M171600	41.83	M151616	M151617	98.23	0	16.08
10	24	UNC	M151700	M161700	M171700	41.83	M151716	M151717	98.23	0	16.08
10	32	UNF	M151800	M161800	M171800	41.83	M151816	M151817	98.23	0	16.08
12	24	UNC	M151900	M161900	M171900	41.83	M151916	M151917	98.23	0	16.08
12	28	UNF	M152000	M162000	M172000	41.83	M152016	M152017	98.23	0	16.08
12	32	UNEF	M152100	M162100	M172100	56.39	M152116	M152117	127.34	0	16.08
1/4	20	UNC	M152200	M162200	M172200	36.38	M152216	M152217	87.32	1	16.08
1/4	28	UNF	M152300	M162300	M172300	36.38	M152316	M152317	87.32	1	16.08
1/4	32	UNEF	M152400	M162400	M172400	70.94	M152416	M152417	156.44	1	16.08
5/16	18	UNC	M152500	M162500	M172500	36.38	M152516	M152517	87.32	1	16.08
5/16	24	UNF	M152600	M162600	M172600	36.38	M152616	M152617	87.32	1	16.08
5/16	32	UNEF	M152700	M162700	M172700	70.94	M152716	M152717	156.44	1	16.08
3/8	16	UNC	M152800	M162800	M172800	38.20	M152816	M152817	90.95	2	16.08
3/8	24	UNF	M152900	M162900	M172900	38.20	M152916	M152917	90.95	2	16.08
3/8	32	UNEF	M153000	M163000	M173000	81.85	M153016	M153017	178.27	2	16.08
7/16	14	UNC	M153100	M163100	M173100	38.20	M153116	M153117	90.95	2	16.08
7/16	20	UNF	M153200	M163200	M173200	38.20	M153216	M153217	90.95	2	16.08
7/16	28	UNEF	M153300	M163300	M173300	81.85	M153316	M153317	178.27	2	16.08
1/2	13	UNC	M153400	M163400	M173400	41.83	M153416	M153417	98.23	2	16.08

continued on next page

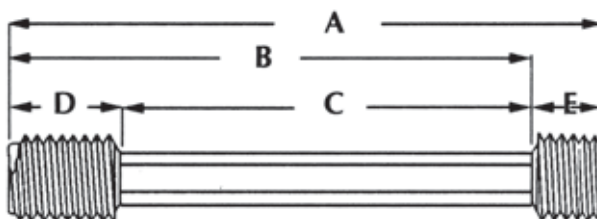


Nominal Size	Go Member		No Go Member		Double End w/Handle			Handle Only	
	Class 2B or 3B Item No.	Class 2B Item No.	Class 3B Item No.	Price Per Member	Class 2B Item No.	Class 3B Item No.	Price	Size	Price
1/2 20 UNF	M153500	M163500	M173500	41.83	M153516	M153517	98.23	2	16.08
1/2 28 UNEF	M153600	M163600	M173600	83.68	M153616	M153617	181.91	2	16.08
9/16 12 UNC	M153700	M163700	M173700	54.57	M153716	M153717	123.70	3	16.08
9/16 18 UNF	M153800	M163800	M173800	54.57	M153816	M153817	123.70	3	16.08
9/16 24 UNEF	M153900	M163900	M173900	94.59	M153916	M153917	203.73	3	16.08
5/8 11 UNC	M154000	M164000	M174000	54.57	M154016	M154017	123.70	3	16.08
5/8 18 UNF	M154100	M164100	M174100	54.57	M154116	M154117	123.70	3	16.08
5/8 24 UNEF	M154200	M164200	M174200	94.59	M154216	M154217	203.73	3	16.08
11/16 24 UNEF	M154300	M164300	M174300	94.59	M154316	M154317	203.73	3	16.08
3/4 10 UNC	M154400	M164400	M174400	60.03	M154416	M154417	134.61	3	16.08
3/4 16 UNF	M154500	M164500	M174500	60.03	M154516	M154517	134.61	3	16.08
3/4 20 UNEF	M154600	M164600	M174600	96.40	M154616	M154617	207.37	3	16.08
13/16 20 UNEF	M154700	M164700	M174700	109.14	M154716	M154717	232.84	3	16.08
7/8 9 UNC	M154800	M164800	M174800	63.67	M154816	M154817	141.89	4	16.08
7/8 14 UNF	M154900	M164900	M174900	63.67	M154916	M154917	141.89	4	16.08
7/8 20 UNEF	M155000	M165000	M175000	109.14	M155016	M155017	232.84	4	16.08
15/16 20 UNEF	M155100	M165100	M175100	110.96	M155116	M155117	236.48	4	16.08
1 8 UNC	M155200	M165200	M175200	76.40	M155216	M155217	167.35	4	16.08
1 12 UNF	M155300	M165300	M175300	76.40	M155316	M155317	167.35	4	16.08
1 14 UNS	M155400	M165400	M175400	76.40	M155416	M155417	167.35	4	16.08
1 20 UNEF	M155500	M165500	M175500	125.51	M155516	M155517	265.57	4	16.08
1-1/16 18 UNEF	M155600	M165600	M175600	129.15	M155616	M155617	272.86	4	16.08
1-1/8 7 UNC	M155700	M165700	M175700	96.40	M155716	M155717	207.37	4	16.08
1-1/8 12 UNF	M155800	M165800	M175800	96.40	M155816	M155817	207.37	4	16.08
1-1/8 18 UNEF	M155900	M165900	M175900	127.34	M155916	M155917	269.21	4	16.08
1-3/16 18 UNEF	M156000	M166000	M176000	136.42	M156016	M156017	289.22	5	18.10
1-1/4 7 UNC	M156100	M166100	M176100	100.05	M156116	M156117	216.47	5	18.10
1-1/4 12 UNF	M156200	M166200	M176200	100.05	M156216	M156217	216.47	5	18.10
1-1/4 18 UNEF	M156300	M166300	M176300	130.97	M156316	M156317	278.31	5	18.10
1-5/16 18 UNEF	M156400	M166400	M176400	149.16	M156416	M156417	314.69	5	18.10
1-3/8 6 UNC	M156500	M166500	M176500	112.78	M156516	M156517	241.93	5	18.10
1-3/8 12 UNF	M156600	M166600	M176600	112.78	M156616	M156617	241.93	5	18.10
1-3/8 18 UNEF	M156700	M166700	M176700	156.44	M156716	M156717	329.24	5	18.10
1-7/16 18 UNEF	M156800	M166800	M176800	161.90	M156816	M156817	340.16	5	18.10
1-1/2 6 UNC	M156900	M166900	M176900	127.34	M156916	M156917	271.04	5	18.10
1-1/2 12 UNF	M157000	M167000	M177000	127.34	M157016	M157017	271.04	5	18.10
1-1/2 18 UNEF	M157100	M167100	M177100	167.35	M157116	M157117	351.08	5	18.10



TRILOCK REVERSIBLE STEEL THREAD PLUG GAGES

- Trilock gages are reversible, doubling gage wear life.
- When worn out at one end, they may be reversed on the specially designed handle and the unused end can be put to use.
- Available as Class 2B.
- Gage member is held on the handle by means of a socket head cap screw.
- For chrome, add 100%.
- For class 3B, price on application.
- Standard in Class X tolerance.



• General Dimensions

Nominal Size	A Overall	B Go Member & Handle	Length C Handle Only	D Go Member	E No Go Member	Handle	
						Handle Hex Size	No.
7/8	5-3/4	5	4	1	3/4	1/2	2-1/2
1	5-7/8	5-1/8	4	1-1/8	3/4	5/8	3-1/2
1-1/8-7	6-1/8	5-3/8	4	1-3/8	3/4	5/8	3-1/2
1-1/8-12	5-7/8	5-1/8	4	1-1/8	3/4	5/8	3-1/2
1-1/4-7	5-7/8	5-1/2	4	1-1/8	3/4	13/16	4-1/2
1-1/4-12	6	5-1/4	4	1-1/4	3/4	13/16	4-1/2
1-3/8-6, 1-1/2-6	6-1/4	5-1/2	4	1-1/2	3/4	13/16	4-1/2
1-3/8-12, 1-1/2-12	6	5-1/4	4	1-1/4	3/4	13/16	4-1/2

TRILOCK REVERSIBLE STYLE

Product Group #19-00TRI

Nominal Size		UN	Go Member		Price	No Go Member		Double End w/Handle		Handle Only	
			Class 2B or 3B Item No.	Class 2B Item No.		Class 2B Item No.	Class 2B Item No.	Price	Price	No.	Price
7/8	9	UN	M104800	M114800	\$103.68	M104811	\$ 227.38	2-1/2	\$22.12		
7/8	14	UN	M104900	M114900	103.68	M104911	227.38	2-1/2	22.12		
1	8	UN	M105200	M115200	114.60	M105211	249.21	3-1/2	22.12		
1	12	UN	M105300	M115300	114.60	M105311	249.21	3-1/2	22.12		
1-1/8	7	UN	M105700	M115700	138.25	M105711	296.50	3-1/2	22.12		
1-1/8	12	UN	M105800	M115800	138.25	M105811	296.50	3-1/2	22.12		
1-1/4	7	UN	M106100	M116100	154.62	M106111	331.06	4-1/2	24.12		
1-1/4	12	UN	M106200	M116200	154.62	M106211	331.06	4-1/2	24.12		
1-3/8	6	UN	M106500	M116500	181.90	M106511	385.63	4-1/2	24.12		
1-3/8	12	UN	M106600	M116600	181.90	M106611	385.63	4-1/2	24.12		
1-1/2	6	UN	M106900	M116900	211.01	M106911	443.84	4-1/2	24.12		
1-1/2	12	UN	M107000	M117000	211.01	M107011	443.84	4-1/2	24.12		

Handles are not included with single members. If handles are required for Go or No Go members, specify "with handle".

3B Gages are available and priced the same as 2B Gages.

When ordering, please use items numbers.



HELICAL COIL TAPERLOCK STEEL GAGES (STI)

- Standard in Class X Tolerance.
- Handles are not included with single members.
- If handles are required for Go or No Go members, specify "with handle".
- For "W" Tolerance add 33.3%.
- Titanium Nitride coated members available, price on application.
- Larger sizes available, price on application.
- Metric sizes available, price on application.

HOW TO ORDER

1. Specify quantity and type (members only, member with handle or double end with handle).
2. Specify nominal diameter and threads per inch Go and/or No Go.
3. Select class of fit, 2B or 3B.
4. Special marking instructions, if any.
5. If handle is required with a single member, please specify "with handle" at time of order.

HOW TO PRICE

1. Select desired size and class of fit.
2. For chrome, add 100%.

HELICOIL GAGES (STI)												Product Group #19-00THC	
Nominal Size			Go Member		No Go Member		Double End w/Handle			Handle Only			
			Class 2B or 3B Item No.	Class 2B Item No.	Class 3B Item No.	Price	Class 2B Item No.	Class 3B Item No.	Price	No.	Price		
2	56	UNC	M550400	M560400	M570400	\$ 90.95	M550456	M550457	\$ 196.46	00	\$ 16.08		
4	40	UNC	M550900	M560900	M570900	80.04	M550956	M550957	174.63	00	16.08		
6	32	UNC	M551300	M561300	M571300	72.76	M551356	M551357	160.07	0	16.08		
8	32	UNC	M551500	M561500	M571500	72.76	M551556	M551557	160.07	0	16.08		
10	24	UNC	M551700	M561700	M571700	72.76	M551756	M551757	160.07	0	16.08		
10	32	UNF	M551800	M561800	M571800	72.76	M551856	M551857	160.07	0	16.08		
1/4	20	UNC	M552200	M562200	M572200	67.30	M552256	M552257	149.16	1	16.08		
1/4	28	UNF	M552300	M562300	M572300	67.30	M552356	M552357	149.16	1	16.08		
5/16	18	UNC	M552500	M562500	M572500	67.30	M552556	M552557	149.16	2	16.08		
5/16	24	UNF	M552600	M562600	M572600	67.30	M552656	M552657	149.16	2	16.08		
3/8	16	UNC	M552800	M562800	M572800	72.76	M552856	M552857	160.07	2	16.08		
3/8	24	UNF	M552900	M562900	M572900	72.76	M552956	M552957	160.07	2	16.08		
7/16	20	UNF	M553200	M563200	M573200	72.76	M553256	M553257	160.07	3	16.08		
1/2	13	UNC	M553400	M563400	M573400	74.58	M553456	M553457	163.71	3	16.08		
1/2	20	UNF	M553500	M563500	M573500	74.58	M553556	M553557	163.71	3	16.08		



REVERSIBLE STEEL THREAD PLUG GAGES

HOW TO ORDER

1. Specify quantity and type (members only, member with handle or double end with handle).
2. Specify nominal diameter and threads per inch Go and/or No Go.
3. Select class of fit, 2B or 3B.
4. Special marking instructions, if any.
5. If handle is required with a single member, please specify "with handle" at time of order.

HOW TO PRICE

1. Select desired size and class of fit.
2. For Chrome, add 100%.


REVERSIBLE STYLE WORK PLUG GAGES

Product Group #19-00W REV

Nominal Size	Go Member			No Go Class 2B			Double End w/Handle Class 2B		Handle Only	
	Item No.	Item No.	Price	Item No.	Item No.	Price	Item No.	Price	Size	Price
0 80 UNF	M100100	M110100	\$ 67.30	M100111	M110111	\$ 150.98	M100111	\$ 150.98	1W	\$ 18.10
1 64 UNC	M100200	M110200	67.30	M100211	M110211	150.98	M100211	150.98	1W	18.10
1 72 UNF	M100300	M110300	67.30	M100311	M110311	150.98	M100311	150.98	1W	18.10
2 56 UNC	M100400	M110400	67.30	M100411	M110411	150.98	M100411	150.98	2W	18.10
2 64 UNF	M100500	M110500	67.30	M100511	M110511	150.98	M100511	150.98	2W	18.10
3 48 UNC	M100600	M110600	63.67	M100611	M110611	143.70	M100611	143.70	2W	18.10
3 56 UNF	M100700	M110700	63.67	M100711	M110711	143.70	M100711	143.70	2W	18.10
4 40 UNC	M100900	M110900	63.67	M100911	M110911	143.70	M100911	143.70	2W	18.10
4 48 UNF	M101000	M111000	63.67	M101011	M111011	143.70	M101011	143.70	2W	18.10
5 40 UNC	M101100	M111100	56.39	M101111	M111111	129.15	M101111	129.15	2W	18.10
5 44 UNF	M101200	M111200	56.39	M101211	M111211	129.15	M101211	129.15	2W	18.10
6 32 UNC	M101300	M111300	56.39	M101311	M111311	129.15	M101311	129.15	2W	18.10
6 40 UNF	M101400	M111400	56.39	M101411	M111411	129.15	M101411	129.15	2W	18.10
8 32 UNC	M101500	M111500	56.39	M101511	M111511	129.15	M101511	129.15	2W	18.10
8 36 UNF	M101600	M111600	56.39	M101611	M111611	129.15	M101611	129.15	2W	18.10
10 24 UNC	M101700	M111700	56.39	M101711	M111711	130.97	M101711	130.97	3W	20.10
10 32 UNF	M101800	M111800	56.39	M101811	M111811	130.97	M101811	130.97	3W	20.10
12 24 UNC	M101900	M111900	56.39	M101911	M111911	130.97	M101911	130.97	3W	20.10
12 28 UNF	M102000	M112000	56.39	M102011	M112011	130.97	M102011	130.97	3W	20.10
12 32 UNEF	M102100	M112100	83.68	M102111	M112111	185.54	M102111	185.54	3W	20.10
1/4 20 UNC	M102200	M112200	50.93	M102211	M112211	120.06	M102211	120.06	3W	20.10
1/4 28 UNF	M102300	M112300	50.93	M102311	M112311	120.06	M102311	120.06	3W	20.10
1/4 32 UNEF	M102400	M112400	76.40	M102411	M112411	170.99	M102411	170.99	3W	20.10
5/16 18 UNC	M102500	M112500	50.93	M102511	M112511	121.88	M102511	121.88	4W	22.12
5/16 24 UNF	M102600	M112600	50.93	M102611	M112611	121.88	M102611	121.88	4W	22.12
5/16 32 UNEF	M102700	M112700	76.40	M102711	M112711	172.81	M102711	172.81	4W	22.12
3/8 8- UNC	M102800	M112800	56.39	M102811	M112811	132.79	M102811	132.79	4W	22.12
3/8 24 UNF	M102900	M112900	56.39	M102911	M112911	132.79	M102911	132.79	4W	22.12
3/8 32 UNEF	M103000	M113000	83.68	M103011	M113011	187.36	M103011	187.36	4W	22.12
7/16 14 UNC	M103100	M113100	56.39	M103111	M113111	134.61	M103111	134.61	5W	24.12
7/16 20 UNF	M103200	M113200	56.39	M103211	M113211	134.61	M103211	134.61	5W	24.12
7/16 28 UNEF	M103300	M113300	83.68	M103311	M113311	189.18	M103311	189.18	5W	24.12
1/2 13 UNC	M103400	M113400	56.39	M103411	M113411	134.61	M103411	134.61	5W	24.12
1/2 20 UNF	M103500	M113500	56.39	M103511	M113511	134.61	M103511	134.61	5W	24.12
1/2 28 UNEF	M103600	M113600	83.68	M103611	M113611	189.18	M103611	189.18	5W	24.12
9/16 12 UNC	M103700	M113700	56.39	M103711	M113711	136.43	M103711	136.43	6W	26.14
9/16 18 UNF	M103800	M113800	56.39	M103811	M113811	136.43	M103811	136.43	6W	26.14
9/16 24 UNEF	M103900	M113900	83.68	M103911	M113911	191.00	M103911	191.00	6W	26.14
5/8 11 UNC	M104000	M114000	56.39	M104011	M114011	136.43	M104011	136.43	6W	26.14
5/8 18 UNF	M104100	M114100	56.39	M104111	M114111	136.43	M104111	136.43	6W	26.14
5/8 24 UNEF	M104200	M114200	85.49	M104211	M114211	172.81	M104211	172.81	6W	26.14
11/16 24 UNEF	M104300	M114300	87.31	M104311	M114311	203.73	M104311	203.73	7W	32.16
3/4 10 UNC	M104400	M114400	72.76	M104411	M114411	174.63	M104411	174.63	7W	32.16
3/4 16 UNF	M104500	M114500	72.76	M104511	M114511	174.63	M104511	174.63	7W	32.16
3/4 20 UNEF	M104600	M114600	112.78	M104611	M114611	254.66	M104611	254.66	7W	32.16



THREAD RING GAGES



- Manufactured from selected graphite steels to American Gage Design (AGD Style).
- Machined and accurately lapped for an exacting thread size.
- Meticulously inspected in every element.
- Best if purchased with and mated to a setting plug gage at the time of order.
- No Go rings are furnished with an identifying groove around the rim of the gage.
- Optional Thread Ring Gage Holders available, optional.
- Class 2 and Class 3 available on request.

HOW TO ORDER

1. Specify nominal diameter, pitch and class of fit 2A, 3A, or Basic.
2. Setting Plugs should be ordered at the same time as the corresponding ring gages.
3. Request Ring Gages be set with new Set Plug before shipping.
4. Left hand available, price on application.
5. Larger sizes available, price on application.
6. Specials available, price on application.
7. Chrome available on rings, add 100%.

RING GAGES

Product Group #19-00R

Nominal Size	Go Ring Gage			No Go Ring Gage			Holder Only	
	Class 2A Item No.	Class 3A/Basic Item No.	Price	Class 2A Item No.	Class 3A Item No.	Price	No.	Price
0 80 UNF	M240100	M250100	\$ 221.92	M260100	M270100	\$ 221.92	1	28.15
1 64 UNC	M240200	M250200	200.09	M260200	M270200	200.09	1	28.15
1 72 UNF	M240300	M250300	200.09	M260300	M270300	200.09	1	28.15
2 56 UNC	M240400	M250400	165.53	M260400	M270400	165.53	1	28.15
2 64 UNF	M240500	M250500	165.53	M260500	M270500	165.53	1	28.15
3 48 UNC	M240600	M250600	165.53	M260600	M270600	165.53	1	28.15
3 56 UNF	M240700	M250700	165.53	M260700	M270700	165.53	1	28.15
4 40 UNC	M240900	M250900	150.98	M260900	M270900	150.98	1	28.15
4 48 UNF	M241000	M251000	150.98	M261000	M271000	150.98	1	28.15
5 40 UNC	M241100	M251100	129.15	M261100	M271100	129.15	1	28.15
5 44 UNF	M241200	M251200	129.15	M261200	M271200	129.15	1	28.15
6 32 UNC	M241300	M251300	130.97	M261300	M271300	130.97	1	28.15
6 40 UNF	M241400	M251400	130.97	M261400	M271400	130.97	1	28.15
8 32 UNC	M241500	M251500	138.25	M261500	M271500	138.25	1	28.15
8 36 UNF	M241600	M251600	138.25	M261600	M271600	138.25	1	28.15
10 24 UNC	M241700	M251700	138.25	M261700	M271700	138.25	1	28.15
10 32 UNF	M241800	M251800	138.25	M261800	M271800	138.25	1	28.15
12 24 UNC	M241900	M251900	138.25	M261900	M271900	138.25	1	28.15
12 28 UNF	M242000	M252000	138.25	M262000	M272000	138.25	1	28.15
12 32 UNEF	M242100	M252100	181.90	M262100	M272100	181.90	1	28.15
1/4 20 UNC	M242200	M252200	121.88	M262200	M272200	121.88	2	32.18
1/4 28 UNF	M242300	M252300	121.88	M262300	M272300	121.88	2	32.18
1/4 32 UNEF	M242400	M252400	161.89	M262400	M272400	161.89	2	32.18
5/16 18 UNC	M242500	M252500	121.88	M262500	M272500	121.88	2	32.18
5/16 24 UNF	M242600	M252600	121.88	M262600	M272600	121.88	2	32.18
5/16 32 UNEF	M242700	M252700	161.89	M262700	M272700	161.89	2	32.18
3/8 16 UNC	M242800	M252800	129.15	M262800	M272800	129.15	3	36.19
3/8 24 UNF	M242900	M252900	129.15	M262900	M272900	129.15	3	36.19
3/8 32 UNEF	M243000	M253000	167.35	M263000	M273000	167.35	3	36.19
7/16 14 UNC	M243100	M253100	129.15	M263100	M273100	129.15	3	36.19
7/16 20 UNF	M243200	M253200	129.15	M263200	M273200	129.15	3	36.19
7/16 28 UNEF	M243300	M253300	167.35	M263300	M273300	167.35	3	36.19
1/2 13 UNC	M243400	M253400	143.70	M263400	M273400	143.70	3	36.19
1/2 20 UNF	M243500	M253500	143.70	M263500	M273500	143.70	3	36.19
1/2 28 UNEF	M243600	M253600	183.72	M263600	M273600	183.72	3	36.19
9/16 12 UNC	M243700	M253700	161.89	M263700	M273700	161.89	4	44.23
9/16 18 UNF	M243800	M253800	161.89	M263800	M273800	161.89	4	44.23
9/16 24 UNEF	M243900	M253900	194.64	M263900	M273900	194.64	4	44.23



RING GAGES (continued)

Product Group #19-00R

Nominal Size	Go Ring Gage			No Go Ring Gage			Holder Only	
	Class 2A Item No.	Class 3A/Basic Item No.	Price	Class 2A Item No.	Class 3A Item No.	Price	No.	Price
5/8 11 UNC	M244000	M254000	161.89	M264000	M274000	161.89	4	44.23
5/8 18 UNF	M244100	M254100	161.89	M264100	M274100	161.89	4	44.23
5/8 24 UNEF	M244200	M254200	196.46	M264200	M274200	196.46	4	44.23
11/16 24 UNEF	M244300	M254300	198.27	M264300	M274300	198.27	4	44.23
3/4 10 UNC	M244400	M254400	211.01	M264400	M274400	211.01	4	44.23
3/4 16 UNF	M244500	M254500	211.01	M264500	M274500	211.01	4	44.23
3/4 20 UNEF	M244600	M254600	238.29	M264600	M274600	238.29	4	44.23
13/16 20 UNEF	M244700	M254700	241.93	M264700	M274700	241.93	4	44.23
7/8 9 UNC	M244800	M254800	236.47	M264800	M274800	236.47	5	56.29
7/8 14 UNF	M244900	M254900	236.47	M264900	M274900	236.47	5	56.29
7/8 20 UNEF	M245000	M255000	254.66	M265000	M275000	254.66	5	56.29
15/16 20 UNEF	M245100	M255100	261.94	M265100	M275100	261.94	5	56.29
1 8 UNC	M245200	M255200	281.95	M265200	M275200	281.95	5	56.29
1 12 UNF	M245300	M255300	281.95	M265300	M275300	281.95	5	56.29
1 14 UNS	M245400	M255400	281.95	M265400	M275400	281.95	5	56.29
1 20 UNEF	M245500	M255500	298.32	M265500	M275500	298.32	5	56.29
1-1/16 18 UNEF	M245600	M255600	307.42	M265600	M275600	307.42	5	56.29
1-1/8 8 UNC	M245700	M255700	307.42	M265700	M275700	307.42	5	56.29
1-1/8 12 UNF	M245800	M255800	307.42	M265800	M275800	307.42	5	56.29
1-1/8 18 UNEF	M245900	M255900	327.43	M265900	M275900	327.43	5	56.29
1-3/16 18 UNEF	M246000	M256000	338.34	M266000	M276000	338.34	5	56.29
1-1/4 7 UNC	M246100	M256100	340.16	M266100	M276100	340.16	6	68.34
1-1/4 12 UNF	M246200	M256200	340.16	M266200	M276200	340.16	6	68.34
1-1/4 18 UNEF	M246300	M256300	354.71	M266300	M276300	354.71	6	68.34
1-5/16 18 UNEF	M246400	M256400	365.63	M266400	M276400	365.63	6	68.34
1-3/8 6 UNC	M246500	M256500	376.54	M266500	M276500	376.54	6	68.34
1-3/8 12 UNF	M246600	M256600	376.54	M266600	M276600	376.54	6	68.34
1-3/8 18 UNEF	M246700	M256700	398.37	M266700	M276700	398.37	6	68.34
1-7/16 18 UNEF	M246800	M256800	403.82	M266800	M276800	403.82	6	68.34
1-1/2 6 UNC	M246900	M256900	418.38	M266900	M276900	418.38	6	68.34
1-1/2 12 UNF	M247000	M257000	418.38	M267000	M277000	418.38	6	68.34
1-1/2 18 UNEF	M247100	M257100	434.75	M267100	M277100	434.75	6	68.34



TRUNCATED THREAD SETTING PLUGS

- Truncated type thread setting plugs have a full form threaded portion and a truncated portion.
- The full form portion checks the pitch diameter and major diameter clearance.
- The Truncated portion checks pitch diameter and flank angle wear.
- Made from selected steels, ground and accurately lapped.
- Meticulously inspected in every thread element.
- Standard thread setting plugs are Class X tolerance on pitch diameter, while holding "W" tolerance on lead and angles.
- For Class "W" tolerance on pitch diameter, add 50%.

HOW TO ORDER

1. Specify Quantity.
2. Specify nominal size, pitch and class of fit 2A or 3A.
3. Handles are not included with single members. If handles are required for Go or No Go members, specify "with handles" at time of order.
4. Setting Plugs should be ordered at the same time as the corresponding ring gages.
5. Request Ring Gages be set with new Set Plug before shipping.
6. For Class "W" tolerance, add 50%.
7. Left hand available, price on application.
8. Specials available, price on application.

TRUNCATED SETTING PLUGS Product Group #19-00S

Nominal Size	Go Member			No Go Member			Go-NoGo w/handle			Handle	
	Class 2A Item No.	Class 3A/Basic Item No.	Class 2A Item No.	Class 3A Item No.	Price	Class 2A Item No.	Class 3A Item No.	Price	No.	Price	
0 80 UNF	M300100	M310100	M320100	M330100	\$125.51	M300132	M310133	\$ 265.58	000	\$16.08	
1 64 UNC	M300200	M310200	M320200	M330200	125.51	M300232	M310233	265.58	000	16.08	
1 72 UNF	M300300	M310300	M320300	M330300	125.51	M300332	M310333	265.58	000	16.08	
2 56 UNC	M300400	M310400	M320400	M330400	125.51	M300432	M310433	265.58	000	16.08	
2 64 UNF	M300500	M310500	M320500	M330500	125.51	M300532	M310533	265.58	000	16.08	
3 48 UNC	M300600	M310600	M320600	M330600	116.42	M300632	M310633	247.39	000	16.08	
3 56 UNF	M300700	M310700	M320700	M330700	116.42	M300732	M310733	247.39	000	16.08	
4 40 UNC	M300900	M310900	M320900	M330900	116.42	M300932	M310933	247.39	00	16.08	
4 48 UNF	M301000	M311000	M321000	M331000	116.42	M301032	M311033	247.39	00	16.08	
5 40 UNC	M301100	M311100	M321100	M331100	109.14	M301132	M311133	232.84	00	16.08	
5 44 UNF	M301200	M311200	M321200	M331200	109.14	M301232	M311233	232.84	00	16.08	
6 32 UNC	M301300	M311300	M321300	M331300	109.14	M301332	M311333	232.84	00	16.08	
6 40 UNF	M301400	M311400	M321400	M331400	109.14	M301432	M311433	232.84	00	16.08	
8 32 UNC	M301500	M311500	M321500	M331500	109.14	M301532	M311533	232.84	0	16.08	
8 36 UNF	M301600	M311600	M321600	M331600	109.14	M301632	M311633	232.84	0	16.08	
10 24 UNC	M301700	M311700	M321700	M331700	109.14	M301732	M311733	232.84	0	16.08	
10 32 UNF	M301800	M311800	M321800	M331800	109.14	M301832	M311833	232.84	0	16.08	
12 24 UNC	M301900	M311900	M321900	M331900	116.42	M301932	M311933	247.39	0	16.08	
12 28 UNF	M302000	M312000	M322000	M332000	116.42	M302032	M312033	247.39	0	16.08	
12 32 UNEF	M302100	M312100	M322100	M332100	140.07	M302132	M312133	294.68	0	16.08	
1/4 20 UNC	M302200	M312200	M322200	M332200	100.05	M302232	M312233	214.65	1	16.08	
1/4 28 UNF	M302300	M312300	M322300	M332300	100.05	M302332	M312333	214.65	1	16.08	
1/4 32 UNEF	M302400	M312400	M322400	M332400	143.70	M302432	M312433	301.96	1	16.08	
5/16 18 UNC	M302500	M312500	M322500	M332500	100.05	M302532	M312533	214.65	1	16.08	
5/16 24 UNF	M302600	M312600	M322600	M332600	100.05	M302632	M312633	214.65	1	16.08	
5/16 32 UNEF	M302700	M312700	M322700	M332700	143.70	M302732	M312733	301.96	1	16.08	
3/8 16 UNC	M302800	M312800	M322800	M332800	103.68	M302832	M312833	221.92	2	16.08	
3/8 24 UNF	M302900	M312900	M322900	M332900	103.68	M302932	M312933	221.92	2	16.08	
3/8 32 UNEF	M303000	M313000	M323000	M333000	167.35	M303032	M313033	349.25	2	16.08	
7/16 14 UNC	M303100	M313100	M323100	M333100	110.96	M303132	M313133	236.47	2	16.08	
7/16 20 UNF	M303200	M313200	M323200	M333200	110.96	M303232	M313233	236.47	2	16.08	
7/16 28 UNEF	M303300	M313300	M323300	M333300	167.35	M303332	M313333	349.25	2	16.08	

continued on the next page



TRUNCATED THREAD SETTING PLUGS

TRUNCATED SETTING PLUGS (continued)

Product Group #19-00S

Nominal Size	Go Member			No Go Member			Go-NoGo w/handle			Handle		
	Class 2A Item No.	Class 3A/Basic Item No.	Class 2A Item No.	Class 3A Item No.	Price	Class 2A Item No.	Class 3A Item No.	Price	No.	Price		
1/2	13	UNC	M303400	M313400	M323400	M333400	112.78	M303432	M313433	240.11	2	16.08
1/2	20	UNF	M303500	M313500	M323500	M333500	112.78	M303532	M313533	240.11	2	16.08
1/2	28	UNEF	M303600	M313600	M323600	M333600	185.54	M303632	M313633	385.63	2	16.08
9/16	12	UNC	M303700	M313700	M323700	M333700	129.15	M303732	M313733	272.85	3	16.08
9/16	18	UNF	M303800	M313800	M323800	M333800	129.15	M303832	M313833	272.85	3	16.08
9/16	24	UNEF	M303900	M313900	M323900	M333900	198.27	M303932	M313933	411.10	3	16.08
5/8	11	UNC	M304000	M314000	M324000	M334000	134.61	M304032	M314033	283.77	3	16.08
5/8	18	UNF	M304100	M314100	M324100	M334100	134.61	M304132	M314133	283.77	3	16.08
5/8	24	UNEF	M304200	M314200	M324200	M334200	200.09	M304232	M314233	414.74	3	16.08
11/16	24	UNEF	M304300	M314300	M324300	M334300	218.28	M304332	M314333	451.12	3	16.08
3/4	10	UNC	M304400	M314400	M324400	M334400	156.44	M304432	M314433	327.43	3	16.08
3/4	16	UNF	M304500	M314500	M324500	M334500	156.44	M304532	M314533	327.43	3	16.08
3/4	20	UNEF	M304600	M314600	M324600	M334600	211.01	M304632	M314633	436.57	3	16.08
13/16	20	UNEF	M304700	M314700	M324700	M334700	223.74	M304732	M314733	462.03	3	16.08
7/8	8	UNC	M304800	M314800	M324800	M334800	183.72	M304832	M314833	382.00	4	16.08
7/8	14	UNF	M304900	M314900	M324900	M334900	183.72	M304932	M314933	382.00	4	16.08
7/8	20	UNEF	M305000	M315000	M325000	M335000	229.20	M305032	M315033	472.95	4	16.08
15/16	20	UNEF	M305100	M315100	M325100	M335100	232.84	M305132	M315133	480.22	4	16.08
1	8	UNC	M305200	M315200	M325200	M335200	211.01	M305232	M315233	436.57	4	16.08
1	12	UNF	M305300	M315300	M325300	M335300	211.01	M305332	M315333	436.57	4	16.08
1	14	UNS	M305400	M315400	M325400	M335400	211.01	M305432	M315433	436.57	4	16.08
1	20	UNEF	M305500	M315500	M325500	M335500	249.21	M305532	M315533	512.97	4	16.08
1-1/16	18	UNEF	M305600	M315600	M325600	M335600	247.39	M305632	M315633	509.33	4	16.08
1-1/8	7	UNC	M305700	M315700	M325700	M335700	247.39	M305732	M315733	509.33	4	16.08
1-1/8	12	UNF	M305800	M315800	M325800	M335800	247.39	M305832	M315833	509.33	4	16.08
1-1/8	18	UNEF	M305900	M315900	M325900	M335900	260.12	M305932	M315933	534.79	4	16.08
1-3/16	18	UNEF	M306000	M316000	M326000	M336000	260.12	M306032	M316033	536.61	5	18.10
1-1/4	7	UNC	M306100	M316100	M326100	M336100	269.22	M306132	M316133	554.80	5	18.10
1-1/4	12	UNF	M306200	M316200	M326200	M336200	269.22	M306232	M316233	554.80	5	18.10
1-1/4	18	UNEF	M306300	M316300	M326300	M336300	303.78	M306332	M316333	623.93	5	18.10
1-5/16	18	UNEF	M306400	M316400	M326400	M336400	309.24	M306432	M316433	634.84	5	18.10
1-3/8	6	UNC	M306500	M316500	M326500	M336500	311.05	M306532	M316533	638.48	5	18.10
1-3/8	12	UNF	M306600	M316600	M326600	M336600	311.05	M306632	M316633	638.48	5	18.10
1-3/8	18	UNEF	M306700	M316700	M326700	M336700	320.15	M306732	M316733	656.67	5	18.10
1-7/16	18	UNEF	M306800	M316800	M326800	M336800	329.24	M306832	M316833	674.86	5	18.10
1-1/2	6	UNC	M306900	M316900	M326900	M336900	332.88	M306932	M316933	682.14	5	18.10
1-1/2	12	UNF	M307000	M317000	M327000	M337000	332.88	M307032	M317033	682.14	5	18.10
1-1/2	18	UNEF	M307100	M317100	M327100	M337100	343.80	M307132	M317133	703.96	5	18.10

The shanks on the gaging members are tapered to fit corresponding tapered holes in the handle.
Worn members may be removed and the handle salvaged for use with new members.
Member sizes 0-6 have a male point in addition to the lengths shown.



METRIC STEEL TAPERLOCK THREAD PLUG GAGES

- Standard in 6H tolerance.
- For Taperlocks with chrome, add 100%.
- Left hand available, price on application
- Larger sizes available, price on application.

HOW TO ORDER

1. Specify quantity.
2. Specify nominal diameter and threads per inch.
3. Specify special markings instructions, if any.

HOW TO PRICE

1. Select desired size

METRIC STEEL TAPERLOCK THREAD PLUG GAGES Product Group #19-00MT

Metric Size & Pitch	Go Member		No Go Member		Double End w/Handle		Handle Only	
	Item No.	Item No.	Price	Item No.	Price	Size	Price	
M1.6 X 0.35	M20100901	M20100913	\$67.30	M20100963	\$ 149.16	000	\$ 16.08	
M1.8 X 0.35	M20101101	M20101113	67.30	M20101163	149.16	000	16.08	
M2.0 X 0.40	M20101301	M20101313	67.30	M20101363	149.16	000	16.08	
M2.2 X 0.45	M20101501	M20101513	67.30	M20101563	149.16	000	16.08	
M2.5 X 0.45	M227200	M237200	61.85	M227223	138.25	000	16.08	
M3.0 X 0.50	M227300	M237300	61.85	M227323	138.25	00	16.08	
M3.5 X 0.60	M227400	M237400	54.57	M227423	123.69	00	16.08	
M4.0 X 0.70	M227500	M237500	54.57	M227523	123.69	0	16.08	
M4.5 X 0.75	M20102501	M20102513	56.39	M20102563	127.33	0	16.08	
M5.0 X 0.80	M227600	M237600	54.57	M227623	123.69	0	16.08	
M6.0 X 1.00	M227700	M237700	45.48	M227723	105.50	1	16.08	
M7.0 X 1.00	M20103201	M20103213	47.29	M20103263	109.14	1	16.08	
M8.0 X 1.00	M20103501	M20103513	43.66	M20103563	101.87	1	16.08	
M8.0 X 1.25	M227800	M237800	43.66	M227823	101.87	1	16.08	
M10.0 X 1.50	M228000	M238000	47.29	M228023	109.14	2	16.08	
M10.0 X 1.25	M228100	M238100	47.29	M228123	109.14	2	16.08	
M12.0 X 1.75	M228300	M238300	50.93	M228323	116.42	2	16.08	
M12.0 X 12.00	M228400	M238400	50.93	M228423	116.42	2	16.08	
M12.0 X 1.25	M228500	M238500	50.93	M228523	116.42	2	16.08	
M14.0 X 2.00	M228700	M238700	58.21	M228723	130.97	3	16.08	
M14.0 X 1.50	M228800	M238800	58.21	M228823	130.97	3	16.08	
M16.0 X 2.00	M229000	M239000	58.21	M229023	130.97	3	16.08	
M16.0 X 1.50	M229100	M239100	58.21	M229123	130.97	3	16.08	
M17.0 X 1.00	M229200	M239200	61.85	M229223	138.25	3	16.08	
M18.0 X 2.50	M20106201	M20106213	65.49	M20106263	145.52	3	16.08	
M18.0 X 1.50	M229300	M239300	61.85	M229323	145.52	3	16.08	
M20.0 X 2.50	M229400	M239400	74.58	M229423	145.52	3	16.08	
M20.0 X 1.50	M229500	M239500	74.58	M229523	145.52	3	16.08	
M22.0 X 2.50	M20107001	M20107013	74.58	M20107063	185.54	4	16.08	
M22.0 X 1.50	M20107201	M20107213	74.58	M20107263	145.52	4	16.08	
M24.0 X 3.00	M20107401	M20107413	85.49	M20107463	185.54	4	16.08	
M24.0 X 2.00	M20107501	M20107513	85.49	M20107563	185.54	4	16.08	
M27.0 X 3.00	M20108201	M20108213	116.42	M20108263	247.39	4	16.08	
M27.0 X 2.00	M20108301	M20108313	116.42	M20108363	247.39	4	16.08	
M30.0 X 3.50	M20108901	M20108913	140.07	M20108963	296.50	5	18.10	
M30.0 X 2.00	M20109101	M20109113	140.07	M20109163	296.50	5	18.10	
M33.0 X 3.50	M20109601	M20109613	140.07	M20109663	296.50	5	18.10	
M33.0 X 2.00	M20109801	M20109813	140.07	M20109863	296.50	5	18.10	
M36.0 X 4.00	M20110101	M20110113	161.89	M20110163	340.16	5	18.10	
M36.0 X 3.00	M20110201	M20110213	161.89	M20110263	340.16	5	18.10	



REVERSIBLE METRIC STEEL THREAD PLUGS

- Standard in 6H tolerance.
- For chrome, add 100%.
- Left hand available, price on application
- Larger sizes available, price on application.

HOW TO ORDER

1. Specify quantity.
2. Specify nominal diameter and threads per inch.
3. Specify special markings instructions, if any.

HOW TO PRICE

1. Select desired size

REVERSIBLE METRIC THREAD PLUGS

Product Group #19-00H

Metric Size & Pitch Coarse	Go Member Item No.	No Go Member		Double End w/Handle		Handle Only	
		Item No.	Price	Item No.	Price	No.	Price
M2.5 X 0.45	M207200	M217200	\$ 83.68	M207221	\$ 183.72	2W	\$ 18.10
M3.0 X 0.50	M207300	M217300	78.22	M207321	172.81	2W	18.10
M3.5 X 0.60	M207400	M217400	65.49	M207421	147.34	2W	18.10
M4.0 X 0.70	M207500	M217500	65.49	M207521	147.34	2W	18.10
M5.0 X 0.80	M207600	M217600	65.49	M207621	149.16	3W	20.10
M6.0 X 1.00	M207700	M217700	54.57	M207721	127.33	3W	20.10
M8.0 X 1.25	M207800	M217800	54.57	M207821	129.15	4W	22.12
M8.0 X 1.60	M207900	M217900	54.57	M207921	129.15	4W	22.12
M10.0 X 1.50	M208000	M218000	61.85	M208021	143.70	4W	22.12
M10.0 X 1.25	M208100	M218100	61.85	M208121	143.70	4W	22.12
M12.0 X 1.75	M208300	M218300	61.85	M208321	145.52	5W	24.12
M12.0 X 1.25	M208500	M218500	61.85	M208521	145.52	5W	24.12
M14.0 X 2.00	M208700	M218700	72.76	M208721	169.17	6W	26.14
M14.0 X 1.50	M208800	M218800	72.76	M208821	169.17	6W	26.14
M16.0 X 2.00	M209000	M219000	72.76	M209021	169.17	6W	26.14
M16.0 X 1.50	M209100	M219100	72.76	M209121	169.17	6W	26.14
M18.0 X 1.50	M209300	M219300	83.68	M209321	196.46	7W	32.16

METRIC - INCH PITCH EQUIVALENTS

Pitch mm	Pitch in Inches	Threads Per Inch	Pitch mm	Pitch in Inches	Threads Per Inch
0.35	.01378	72.57	1.25	.04921	20.32
0.40	.01575	63.50	1.50	.05906	16.93
0.45	.01772	56.44	1.75	.06890	14.51
0.50	.01969	50.80	2.00	.07874	12.70
0.60	.02362	42.33	2.50	.09843	10.16
0.70	.02756	36.29	3.00	.11811	8.46
0.75	.02953	33.87	4.00	.15748	6.35
0.80	.03150	31.75	4.50	.17717	5.64
0.90	.03543	28.22	5.00	.19685	5.08
1.00	.03937	25.40	6.00	.23622	4.23



METRIC THREAD RING GAGES

- Standard in 6g Tolerance.
- Manufactured from selected steels to American Gage Design (AGD Style).
- Machined and accurately lapped for an exacting thread size.
- Meticulously inspected in every element.
- Best if purchased with and mated to a setting plug gage at the time of order.
- No Go rings are furnished with an identifying groove around the rim of the gage.
- Optional Thread Ring Gage Holders available.
- Chrome Plate Rings, add 50%.
- Left hand available, price on application.
- Larger sizes available, price on application

HOW TO ORDER

1. Standard in 6g tolerance.
2. Setting Plugs should be ordered at the same time as the corresponding ring gages.
3. Ring Gages will be set with new Set Plug before shipping.
4. Chrome available on rings, add 100%.
5. Left hand available, price on application.
6. Larger sizes available, price on application.
7. Specials available, price on application.

METRIC THREAD RINGS **Product Group #19-00MR**

Nominal Size Pitch mm	Go Ring Item No.	No Go Ring Item No.	Price	Go-No Go w/o holder Item No.	Price	Holder Size	Holder Price
M1.6 X 0.35	M27100901	M27100913	\$ 223.74	M27100963	\$ 447.48	1	\$28.14
M1.8 X 0.35	M27101101	M27101113	223.74	M27101163	447.48	1	28.14
M2.0 X 0.40	M27101301	M27101313	201.91	M27101363	403.82	1	28.14
M2.2 X 0.45	M27101501	M27101513	201.91	M27101563	403.82	1	28.14
M2.5 X 0.45	M367200	M377200	201.91	M367237	403.82	1	28.14
M3.0 X 0.50	M367300	M377300	174.63	M367337	349.25	1	28.14
M3.5 X 0.60	M367400	M377400	174.63	M367437	349.25	1	28.14
M4.0 X 0.70	M367500	M377500	161.89	M27102563	323.79	1	28.14
M4.5 X 0.75	M27102501	M27102513	161.89	M367537	323.79	1	28.14
M5.0 X 0.80	M367600	M377600	161.89	M367637	323.79	1	28.14
M6.0 X 1.00	M367700	M377700	149.16	M367737	298.32	2	32.16
M7.0 X 1.00	M27103201	M27103213	149.16	M27103263	298.32	2	32.16
M8.0 X 1.25	M367800	M377800	149.16	M367837	298.32	2	32.16
M8.0 X 1.00	M367900	M377900	149.16	M367937	298.32	2	32.16
M10.0 X 1.50	M368000	M378000	161.89	M368037	323.79	3	36.18
M10.0 X 1.25	M368100	M378100	161.89	M368137	323.79	3	36.18
M12.0 X 1.75	M368300	M378300	172.81	M368337	345.62	3	36.18
M12.0 X 1.50	M368400	M378400	172.81	M368437	345.62	3	36.18
M12.0 X 1.25	M368500	M378500	192.82	M368537	345.62	3	36.18
M14.0 X 2.00	M368700	M378700	192.82	M368737	385.63	4	44.22
M14.0 X 1.50	M368800	M378800	192.82	M368837	385.63	4	44.22
M16.0 X 2.00	M369000	M379000	192.82	M369037	385.63	4	44.22
M16.0 X 1.50	M369100	M379100	192.82	M369137	385.63	4	44.22
M17.0 X 1.00	M369200	M379200	258.30	M369237	516.60	4	44.22
M18.0 X 2.50	M27106201	M27106213	258.30	M27106263	516.60	4	44.22
M18.0 X 1.50	M369300	M379300	258.30	M369337	516.60	4	44.22
M20.0 X 2.50	M369400	M379400	320.15	M369437	640.30	4	44.22
M20.0 X 1.50	M369500	M379500	320.15	M369537	640.30	4	44.22
M22.0 X 2.50	M27107001	M27107013	327.43	M27107063	654.85	5	56.28
M22.0 X 1.50	M27107201	M27107213	327.43	M27107263	654.85	5	56.28
M24.0 X 3.00	M27107401	M27107413	376.54	M27107463	753.08	5	56.28
M24.0 X 2.00	M27107501	M27107513	376.54	M27107563	753.08	5	56.28
M27.0 X 3.00	M27108201	M27108213	392.91	M27108263	785.82	5	56.28
M27.0 X 2.00	M27108301	M27108313	392.91	M27108363	785.82	5	56.28
M30.0 X 3.50	M27108901	M27108913	398.37	M27108963	796.74	6	68.34
M30.0 X 2.00	M27109101	M27109113	398.37	M27109163	796.74	6	68.34
M33.0 X 3.50	M27109601	M27109613	440.21	M27109663	880.41	6	68.34
M33.0 X 2.00	M27109801	M27109813	440.21	M27109863	880.41	6	68.34
M36.0 X 4.00	M27110101	M27110113	492.96	M27110163	985.91	6	68.34
M36.0 X 3.00	M27110201	M27110213	492.96	M27110263	985.91	6	68.34




METRIC THREAD SETTING PLUGS

- Standard in 6g Tolerance.
- Left hand available, price on application.
- Larger sizes available, price on application

HOW TO ORDER

1. Standard in 6g Tolerance.
2. Specify Quantity.
3. Handles are not included with single members. If handles are required for Go or No Go members, specify "with handles" at time of order.
4. Setting Plugs should be ordered at the same time as the corresponding ring gages.
5. Request Ring Gages be set with new Set Plug before shipping.
6. For class "W" tolerance, add 25%.
7. Left hand available, price on application.
8. Specials available, price on application.
9. When ordering please use item numbers.



TRUNCATED SETTING PLUGS Product Group #19-00MS

Metric Size Pitch mm	Go Member Item No.	No Go Member Item No.	Price	Double End w/Handle		Handle Only	
				Item No.	Price	No	Price
M1.6 X 0.35	M23600901	M23600913	\$156.44	M23600963	\$ 327.43	000	\$16.08
M1.8 X 0.35	M23601101	M23601113	156.44	M23601163	327.43	000	16.08
M2.0 X 0.40	M23601301	M23601313	147.34	M23601363	309.24	000	16.08
M2.2 X 0.45	M23601501	M23601513	147.34	M23601563	309.24	000	16.08
M2.5 X 0.45	M387200	M397200	147.34	M387239	309.24	000	16.08
M3.0 X 0.50	M387300	M397300	143.70	M387339	301.96	00	16.08
M3.5 X 0.60	M387400	M397400	143.70	M387439	301.96	00	16.08
M4.0 X 0.70	M387500	M397500	138.25	M387539	291.04	0	16.08
M4.5 X 0.75	M23602501	M23602513	138.25	M23602563	291.04	0	16.08
M5.0 X 0.80	M387600	M397600	125.68	M387639	264.59	0	14.62
M6.0 X 1.00	M387700	M397700	123.69	M387739	261.94	1	16.08
M7.0 X 1.00	M23603201	M23603213	123.69	M23603263	261.94	1	16.08
M8.0 X 1.25	M387800	M397800	123.69	M387839	261.94	1	16.08
M8.0 X 1.00	M387900	M397900	123.69	M387939	261.94	1	16.08
M10.0 X 1.50	M388000	M398000	132.79	M388039	280.13	2	16.08
M10.0 X 1.25	M388100	M398100	132.79	M388139	280.13	2	16.08
M12.0 X 1.75	M388300	M398300	138.25	M388339	291.04	2	16.08
M12.0 X 1.50	M388400	M398400	138.25	M388439	291.04	2	16.08
M12.0 X 1.25	M388500	M398500	138.25	M388539	291.04	2	16.08
M14.0 X 2.00	M388700	M398700	160.07	M388739	334.70	3	16.08
M14.0 X 1.50	M388800	M398800	160.07	M388839	334.70	3	16.08
M16.0 X 2.00	M389000	M399000	160.07	M389039	334.70	3	16.08
M16.0 X 1.50	M389100	M399100	160.07	M389139	334.70	3	16.08
M17.0 X 1.00	M389200	M399200	178.26	M389239	371.08	3	16.08
M18.0 X 2.50	M23606201	M23606213	178.26	M23606263	371.08	3	16.08
M18.0 X 1.50	M389300	M399300	178.26	M389339	371.08	3	16.08
M20.0 X 2.50	M389400	M399400	178.26	M389439	371.08	3	16.08
M20.0 X 1.50	M389500	M399500	178.26	M389539	371.08	3	16.08
M22.0 X 2.50	M23607001	M23607013	249.21	M23607063	512.97	4	16.08
M22.0 X 1.50	M23607201	M23607213	249.21	M23607263	512.97	4	16.08
M24.0 X 3.00	M23607401	M23607413	252.85	M23607463	520.24	4	16.08
M24.0 X 2.00	M23607501	M23607513	252.85	M23607563	520.24	4	16.08
M27.0 X 3.00	M23608201	M23608213	269.22	M23608263	552.99	4	16.08
M27.0 X 2.00	M23608301	M23608313	269.22	M23608363	552.99	4	16.08
M30.0 X 3.00	M23608901	M23608913	276.49	M23608963	569.36	5	18.10
M30.0 X 2.00	M23609101	M23609113	276.49	M23609163	569.36	5	18.10
M33.0 X 3.00	M23609601	M23609613	287.41	M23609663	591.18	5	18.10
M33.0 X 2.00	M23609801	M23609813	287.41	M23609863	591.18	5	18.10
M36.0 X 4.00	M23610101	M23610113	312.87	M23610163	642.12	5	18.10
M36.0 X 3.00	M23610201	M23610213	312.87	M23610263	642.12	5	18.10



TAPER PIPE GAGES — NPT

American National Taper Pipe Thread Gages (NPT) are furnished to thread specifications which are in agreement with the National Institute of Standards and Technology American Gage Design dimensions as shown below.


Master and reference gages can be furnished on request.

TAPER PIPE GAGES - NPT

- (NPT) are furnished American National Pipe Thread NPT TAPER PIPE GAGES made to American Gage Dimensions (AGD).
- To thread specifications which are in agreement with National Institute of Standards.
- Larger sizes and ANPT available upon request.

ADDITIONAL PIPE THREAD GAGES

- Straight Pipe: NPSF, NPSL, NPSC, NPSM and other special pipe gages available upon request.



TAPER PIPE GAGES - NPT DIMENSIONS RING DIMENSIONS

Nominal Size	Plug Dimensions			D Taper- Lock Only	No.	Handle		Ring Dimensions				
	Length Member L ₁ to Notch Tolerance	L ₂ Min.	Length			Length	H	Hex	Nominal Size	Thickness L ₁ Thin	A Tolerance Plus	Outside Dia.
1/16	27	.1600	.001	.261	1/4	1	2-3/4	3/8	1/16	.1600	.001	1-1/8
1/8	27	.1615	.001	.264	1/4	2	3	1/2	1/8	.1615	.001	1-1/8
1/4	18	.2278	.001	.402	1/4	3	3-1/4	11/16	1/4	.2278	.001	1-3/8
3/8	18	.2400	.001	.408	1/4	3	3-1/4	11/16	3/8	.2400	.001	1-1/2
1/2	14	.3200	.001	.534	5/16	4	3-5/8	7/8	1/2	.3200	.001	1-3/4
3/4	14	.3390	.001	.546	5/16	4	3-5/8	7/8	3/4	.3390	.001	2
1	11-1/2	.4000	.001	.683	3/8	5	4	1	1	.4000	.001	2-1/2
1-1/4	11-1/2	.4200	.001	.707	3/8	5	4	1	1-1/4	.4200	.001	3
1-1/2	11-1/2	.4200	.001	.723	3/8	5	4	1	1-1/2	.4200	.001	3-1/4
2	11-1/2	.4360	.001	.757	3/8	5	4	1	2	.4360	.001	3-3/4
2-1/2	8	.6820	.002	1.138	—	6	5	1-1/8	2-1/2	.6820	.002	4-1/4
3	8	.7660	.002	1.200	—	6	5	1-1/8	3	.7660	.002	5

L₁ SINGLE END PLUG GAGES - NPT #19-00TP L₁ THIN RING GAGES - NPT #19-00TP

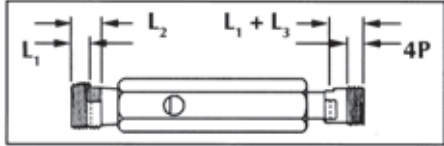
Nominal Size	L ₁ Plug Gage		L ₁ Plug Gage w/Handle		Handle		Nominal Size	L ₁ Thin Ring Gages			
	Item No.	Price	Item No.	Price	No.	Price		Item No.	Price		
1/16	27	M701140	\$ 110.96	M7011401	\$ 125.51	1	\$16.08	1/16	27	M701152	\$205.55
1/8	27	M701141	76.40	M7011411	90.95	2	16.08	1/8	27	M701153	143.70
1/4	18	M701142	87.31	M7011421	101.87	3	16.08	1/4	18	M701154	158.26
3/8	18	M701143	100.05	M7011431	114.59	3	16.08	3/8	18	M701155	181.91
1/2	14	M701144	112.78	M7011441	129.16	4	18.10	1/2	14	M701156	201.92
3/4	14	M701145	127.33	M7011451	143.71	4	18.10	3/4	14	M701157	231.02
1	11-1/2	M701146	143.70	M7011461	160.07	5	18.10	1	11-1/2	M701158	261.94
1-1/4	11-1/2	M701147	158.26	M7011471	174.64	5	18.10	1-1/4	11-1/2	M701159	285.59
1-1/2	11-1/2	M701148	180.08	M7011481	196.46	5	18.10	1-1/2	11-1/2	M701160	340.16
2	11-1/2	M701149	218.28	M7011491	234.67	5	18.10	2	11-1/2	M701161	407.46
2-1/2	8	M701150	261.94	M7011501	289.23	6	30.16	2-1/2	8	M701162	478.40
3	8	M701151	307.42	M7011511	334.71	6	30.16	3	8	M701163	594.83



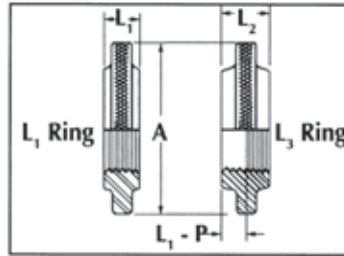
NPTF (Dryseal) Taper Pipe Gages

Dryseal pipe threads are generally used in more critical applications than NPT and, therefore, a greater variety of gages and/or measuring equipment is used to more adequately check size, taper, and thread form.

- L₁ and L₃ plugs supplied with 1 step as standard
- L₁ = Length of engagement in hand tight make up
- L₂ = Length of effective thread (external)
- L₃ = Length of 3 threads beyond L₁ for wrench make up.



• Plug Dimensions



• Ring Dimensions

TAPER PIPE GAGES — NPTF DIMENSIONS

Nominal Size	To Basic Notch	Length Member L ₁ and L ₂				Handle No.	Nominal Size	Outside Diameter	Thickness		
		Tol. Minus	Full Length (Min) L ₂	L ₁ + L ₂	Tol. Minus				L ₁ Thin	L ₂ Thick	Tol. Plus
1/16	.1600	.001	.26113	.2711	.001	1	1/16	1-1/8	.1600	.26113	.001
1/8	.1615	.001	.26385	.2726	.001	2	1/8	1-1/8	.1615	.26385	.001
1/4	.2278	.001	.40178	.3945	.001	3	1/4	1-3/8	.2278	.40178	.001
3/8	.2400	.001	.40778	.4067	.001	3	3/8	1-1/2	.2400	.40778	.001
1/2	.3200	.001	.53371	.5343	.001	4	1/2	1-3/4	.3200	.53371	.001
3/4	.3390	.001	.54571	.5533	.001	4	3/4	2	.3390	.54571	.001
1	.4000	.001	.68278	.6609	.001	5	1	2-1/2	.4000	.68278	.001
1-1/4	.4200	.001	.70678	.6809	.001	5	1-1/4	3	.4200	.70678	.001
1-1/2	.4200	.001	.72348	.6809	.001	5	1-1/2	3-1/4	.4200	.72348	.001
2	.4360	.001	.75652	.6969	.001	5	2	3-3/4	.4360	.75652	.001
2-1/2	.6820	.002	1.13750	1.0570	.002	6	2-1/2	4-1/4	.6820	1.13750	.002
3	.7660	.002	1.20000	1.1410	.002	6	3	5	.7660	1.20000	.002

TAPER PIPE GAGES — NPTF

Product Group #19-00TPF

Nominal Size	L ₁ Ring Gage Member Only		L ₂ Ring Gage Member Only		NPTF 6 Step Plug Gage Member Only		NPTF 6 Step Plug Gage w/Handle		NPTF 6 Step Ring Gage		
	Item No.	Price	Item No.	Price	Item No.	Price	Item No.	Price	Item No.	Price	
1/16	27	M701185	\$216.46	M701192	\$303.78	M701178	\$220.10	M7011781	\$234.65	M701199	\$361.99
1/8	27	M701186	150.98	M701193	292.86	M701179	220.10	M7011791	234.65	M701200	361.99
1/4	18	M701187	180.08	M701194	303.78	M701180	220.10	M7011801	234.65	M701201	361.99
3/8	18	M701188	191.00	M701195	320.15	M701181	220.10	M7011811	234.65	M701202	361.99
1/2	14	M701189	212.83	M701196	332.88	M701182	220.10	M7011821	234.65	M701203	361.99
3/4	14	M701190	241.93	M701197	365.63	M701183	232.84	M7011831	247.39	M701204	405.64
1	11-1/2	M701191	274.67	M701198	398.37	M701184	252.85	M7011841	269.22	M701205	405.64
1-1/4	11-1/2	M31600801	298.32	M31600804	436.57	M31100807	283.77	M31100857	300.14	M31600807	411.10
1-1/2	11-1/2	M31600901	356.53	M31600904	478.40	M31100907	312.87	M31100957	329.24	M31600907	471.13
2	11-1/2	M31601001	425.65	M31601004	558.44	M31101007	436.57	M31101057	452.94	M31601007	572.99
2-1/2	8	M31601101	500.23	M31601104	671.22	M31101107	658.49	M31101157	680.32	M31601107	685.77
3	8	M31601201	623.93	M31601204	787.64	M31101207	718.52	M31101257	740.35	M31601207	824.02

Nominal Size	L ₁ Plug Gage				L ₃ Plug Gage				L ₁ & L ₃ Double End w/Handle		
	Item No.	Price	Item No.	Price	Item No.	Price	Item No.	Price	Item No.	Price	
1/16	27	M701164	\$ 147.34	M7011641	\$ 161.89	M701171	\$ 147.34	M7011711	\$ 161.89	M37401	\$ 309.24
1/8	27	M701165	103.68	M7011651	118.24	M701172	103.68	M7011721	118.24	M37403	221.92
1/4	18	M701166	123.69	M7011661	138.25	M701173	123.69	M7011731	138.25	M37405	261.94
3/8	18	M701167	147.34	M7011671	161.89	M701174	147.34	M7011741	161.89	M37407	309.24
1/2	14	M701168	167.35	M7011681	181.90	M701175	167.35	M7011751	181.90	M37409	349.25
3/4	14	M701169	185.54	M7011691	200.09	M701176	185.54	M7011761	200.09	M37411	385.63
1	11-1/2	M701170	203.73	M7011701	220.10	M701177	203.73	M7011771	220.10	M37413	423.83
1-1/4	11-1/2	M31100801	231.02	M31100851	247.39	M31100804	231.02	M31100854	247.39	M31100863	478.40
1-1/2	11-1/2	M31100901	261.94	M31100951	278.31	M31100904	261.94	M31100954	278.31	M31100963	540.25
2	11-1/2	M31101001	312.87	M31101051	329.24	M31101004	312.87	M31101054	329.24	M31101063	642.12
2-1/2	8	M31101101	414.74	M31101151	436.57	M31101104	414.74	M31101154	436.57	M31101163	851.31
3	8	M31101201	500.23	M31101251	522.06	M31101204	500.23	M31101254	522.06	M31101263	1,022.29



TABLE OF THREAD PITCH DIAMETER LIMITS

Nominal Size Threads Per Inch and Series	Thread Ring Gages (External Threads)					Basic P.D.	Thread Plug Gages (Internal Threads)					
	Unified Series			National Series			1B	Unified Series			National Series	
	1A	2A	3A	2	3			2B	3B	2	3	
0 (.060) - 80 NF	.0514 .0496	.0519 .0506	.0519 .0502	.0519 .0506	.0519		.0519 .0542	.0519 .0536	.0519 .0536	.0519 .0532		
1 (.073) - 64 NC	.0623 .0603	.0629 .0614	.0629 .0610	.0629 .0615	.0629		.0629 .0655	.0629 .0648	.0629 .0648	.0629 .0643		
1 (.073) - 72 NF	.0634 .0615	.0640 .0626	.0640 .0622	.0640 .0627	.0640		.0640 .0665	.0640 .0659	.0640 .0658	.0640 .0653		
2 (.086) - 56 NC	.0738 .0717	.0744 .0728	.0744 .0724	.0744 .0729	.0744		.0744 .0772	.0744 .0765	.0744 .0764	.0744 .0759		
2 (.086) - 64 NF	.0753 .0733	.0759 .0744	.0759 .0740	.0759 .0745	.0759		.0759 .0786	.0759 .0779	.0759 .0778	.0759 .0773		
3 (.099) - 48 NC	.0848 .0825	.0855 .0838	.0855 .0833	.0855 .0839	.0855		.0855 .0885	.0855 .0877	.0855 .0877	.0855 .0871		
3 (.099) - 56 NF	.0867 .0845	.0874 .0858	.0874 .0854	.0874 .0859	.0874		.0874 .0902	.0874 .0895	.0874 .0894	.0874 .0889		
4 (.112) - 40 NC	.0950 .0925	.0958 .0939	.0958 .0934	.0958 .0941	.0958		.0958 .0991	.0958 .0982	.0958 .0982	.0958 .0975		
4 (.112) - 48 NF	.0978 .0954	.0985 .0967	.0985 .0963	.0985 .0969	.0985		.0985 .1016	.0985 .1008	.0985 .1007	.0985 .1001		
5 (.125) - 40 NC	.1080 .1054	.1088 .1069	.1088 .1064	.1088 .1071	.1088		.1088 .1121	.1088 .1113	.1088 .1112	.1088 .1105		
5 (.125) - 44 NF	.1095 .1070	.1102 .1083	.1102 .1079	.1102 .1086	.1102		.1102 .1134	.1102 .1126	.1102 .1125	.1102 .1118		
6 (.138) - 32 NC	.1169 .1141	.1177 .1156	.1177 .1150	.1177 .1158	.1177		.1177 .1214	.1177 .1204	.1177 .1204	.1177 .1196		
6 (.138) - 40 NF	.1210 .1184	.1218 .1198	.1218 .1194	.1218 .1201	.1218		.1218 .1252	.1218 .1243	.1218 .1242	.1218 .1235		
8 (.164) - 32 NC	.1428 .1399	.1437 .1415	.1437 .1410	.1437 .1418	.1437		.1437 .1475	.1437 .1465	.1437 .1464	.1437 .1456		
8 (.164) - 36 NF	.1452 .1424	.1460 .1439	.1460 .1435	.1460 .1442	.1460		.1460 .1496	.1460 .1487	.1460 .1485	.1460 .1478		
10 (.190) - 24 NC	.1619 .1586	.1629 .1604	.1629 .1606	.1629 .1605	.1629		.1629 .1672	.1629 .1661	.1629 .1662	.1629 .1653		
10 (.190) - 32 NF	.1688 .1658	.1697 .1674	.1697 .1670	.1697 .1678	.1697		.1697 .1736	.1697 .1726	.1697 .1724	.1697 .1716		
12 (.216) - 24 NC	.1879 .1845	.1889 .1863	.1889 .1856	.1889 .1865	.1889		.1889 .1933	.1889 .1922	.1889 .1922	.1889 .1913		
12 (.216) - 28 NF	.1918 .1886	.1928 .1904	.1928 .1897	.1928 .1906	.1928		.1928 .1970	.1928 .1959	.1928 .1959	.1928 .1950		
12 (.216) - 32 NEF	.1948 .1917	.1957 .1933	.1957 .1926	.1957 .1935	.1957		.1957 .1998	.1957 .1988	.1957 .1988	.1957 .1979		
1/4" - 20 NC	.2164 .2108	.2164 .2127	.2175 .2147	.2175 .2139	.2175		.2175 .2248	.2175 .2224	.2175 .2211	.2175 .2201		
1/4" - 28 NF	.2258 .2208	.2258 .2225	.2268 .2243	.2268 .2237	.2268		.2268 .2333	.2268 .2311	.2268 .2300	.2268 .2290		
1/4" - 32 NEF	.2287 .2255	.2297 .2273	.2297 .2265	.2297 .2275	.2297		.2297 .2339	.2297 .2328	.2297 .2329	.2297 .2319		
5/16" - 18 NC	.2752 .2691	.2752 .2712	.2764 .2734	.2764 .2734	.2764		.2764 .2843	.2764 .2817	.2764 .2803	.2764 .2794		
5/16" - 24 NF	.2843 .2788	.2843 .2806	.2854 .2827	.2854 .2830	.2854		.2854 .2925	.2854 .2902	.2854 .2890	.2854 .2878		
5/16" - 32 NEF	.2912 .2880	.2922 .2898	.2922 .2889	.2922 .2899	.2922		.2922 .2964	.2922 .2953	.2922 .2955	.2922 .2945		
3/8" - 16 NC	.3331 .3266	.3331 .3287	.3344 .3311	.3344 .3299	.3344		.3344 .3429	.3344 .3401	.3344 .3387	.3344 .3376		
3/8" - 24 NF	.3468 .3411	.3468 .3430	.3479 .3450	.3479 .3455	.3479		.3479 .3553	.3479 .3528	.3479 .3516	.3479 .3503		
3/8" - 32 NEF	.3537 .3503	.3547 .3522	.3547 .3513	.3547 .3523	.3547		.3547 .3591	.3547 .3580	.3547 .3581	.3547 .3571		
7/16" - 14 NC	.3897 .3826	.3897 .3850	.3911 .3876	.3911 .3875	.3911		.3911 .4003	.3911 .3972	.3911 .3957	.3911 .3947		
7/16" - 20 NF	.4037 .3975	.4037 .3995	.4050 .4019	.4050 .4024	.4050		.4050 .4131	.4050 .4104	.4050 .4091	.4050 .4076		
7/16" - 28 NEF	.4132 .4096	.4143 .4116	.4143 .4107	.4143 .4118	.4143		.4143 .4189	.4143 .4178	.4143 .4179	.4143 .4168		
1/2" - 13 NC	.4485 .4411	.4485 .4435	.4500 .4463	.4500 .4463	.4500		.4500 .4597	.4500 .4565	.4500 .4548	.4500 .4537		
1/2" - 20 NF	.4662 .4598	.4662 .4619	.4675 .4643	.4675 .4639	.4675		.4675 .4759	.4675 .4731	.4675 .4717	.4675 .4701		
1/2" - 28 NEF	.4757 .4720	.4768 .4740	.4768 .4731	.4768 .4742	.4768		.4768 .4816	.4768 .4804	.4768 .4805	.4768 .4794		



TABLE OF THREAD PITCH DIAMETER LIMITS

Nominal Size Threads Per Inch and Series	Thread Ring Gages (External Threads)					Basic P.D.	Thread Plug Gages (Internal Threads)				
	Unified Series		3A	National Series 2	3		Unified Series		3B	National Series 2	3
	1A	2A					1B	2B			
9/16" - 12 NC	.5068 .4990	.5068 .5016	.5084 .5045	.5084 .5028	.5084 .5044	.5084	.5084 .5186	.5084 .5152	.5084 .5135	.5084 .5140	.5084 .5124
9/16" - 18 NF	.5250 .5182	.5250 .5205	.5264 .5230	.5264 .5223	.5264 .5234	.5264	.5264 .5353	.5264 .5323	.5264 .5308	.5264 .5305	.5264 .5294
9/16" - 24 NEF		.5342 .5303	.5354 .5325	.5354 .5314	.5354 .5326	.5354		.5354 .5405	.5354 .5392	.5354 .5394	.5354 .5382
5/8" - 11 NC	.5644 .5561	.5644 .5589	.5660 .5619	.5660 .5601	.5660 .5618	.5660	.5660 .5767	.5660 .5732	.5660 .5714	.5660 .5719	.5660 .5702
5/8" - 18 NF	.5875 .5805	.5875 .5828	.5889 .5854	.5889 .5848	.5889 .5859	.5889	.5889 .5980	.5889 .5949	.5889 .5934	.5889 .5930	.5889 .5919
5/8" - 24 NEF		.5967 .5927	.5979 .5949	.5979 .5938	.5979 .5950	.5979		.5979 .6031	.5979 .6018	.5979 .6020	.5979 .6008
11/16" - 24 NEF		.6592 .6552	.6604 .6574	.6604 .6563	.6604 .6575	.6604		.6604 .6656	.6604 .6643	.6604 .6645	.6604 .6633
3/4" - 10 NC	.6832 .6744	.6832 .6773	.6850 .6806	.6850 .6786	.6850 .6805	.6850	.6850 .6965	.6850 .6927	.6850 .6907	.6850 .6914	.6850 .6895
3/4" - 16 NF	.7079 .7004	.7079 .7029	.7094 .7056	.7094 .7049	.7094 .7062	.7094	.7094 .7192	.7094 .7159	.7094 .7143	.7094 .7139	.7094 .7126
3/4" - 20 NEF		.7162 .7118	.7175 .7142	.7175 .7129	.7175 .7143	.7175		.7175 .7232	.7175 .7218	.7175 .7221	.7175 .7207
13/16" - 20 NS		.7787 .7743	.7800 .7767	.7800 .7754	.7800 .7768	.7800		.7800 .7857	.7800 .7843	.7800 .7846	.7800 .7832
7/8" - 9 NC	.8009 .7914	.8009 .7946	.8028 .7981	.8028 .7958	.8028 .7979	.8028	.8028 .8151	.8028 .8110	.8028 .8089	.8028 .8098	.8028 .8077
7/8" - 14 NF	.8270 .8189	.8270 .8216	.8286 .8245	.8286 .8237	.8286 .8250	.8286	.8286 .8392	.8286 .8356	.8286 .8339	.8286 .8335	.8286 .8322
7/8" - 20 NEF		.8412 .8368	.8425 .8392	.8425 .8378	.8425 .8392	.8425		.8425 .8482	.8425 .8468	.8425 .8472	.8425 .8458
15/16" - 20 NS		.9036 .8991	.9050 .9016	.9050 .9003	.9050 .9017	.9050		.9050 .9109	.9050 .9094	.9050 .9097	.9050 .9083
1" - 8 NC	.9168 .9067	.9168 .9100	.9188 .9137	.9188 .9112	.9188 .9134	.9188	.9188 .9320	.9188 .9276	.9188 .9254	.9188 .9264	.9188 .9242
1" - 12 UNF	.9441 .9353	.9441 .9382	.9459 .9415	.9459 .9403	.9459 .9419	.9459	.9459 .9573	.9459 .9535	.9459 .9516	.9459 .9515	.9459 .9499
1" - 20 NEF		.9661 .9616	.9675 .9641	.9675 .9627	.9675 .9641	.9675		.9675 .9734	.9675 .9719	.9675 .9723	.9675 .9609
1-1/16" - 18 NS		1.0250 1.0203	1.0264 1.0228	1.0264 1.0213	1.0264 1.0228	1.0264		1.0264 1.0326	1.0264 1.0310	1.0264 1.0315	1.0264 1.0300
1-1/8" - 7 NC	1.0300 1.0191	1.0300 1.0228	1.0322 1.0268	1.0322 1.0237	1.0322 1.0263	1.0322	1.0322 1.0463	1.0322 1.0416	1.0322 1.0393	1.0322 1.0407	1.0322 1.0381
1-1/8" - 12 NF	1.0691 1.0601	1.0691 1.0631	1.0709 1.0664	1.0709 1.0653	1.0709 1.0669	1.0709	1.0709 1.0826	1.0709 1.0787	1.0709 1.0768	1.0709 1.0765	1.0709 1.0749
1-1/8" - 18 NEF		1.0875 1.0828	1.0889 1.0853	1.0889 1.0837	1.0889 1.0853	1.0889		1.0889 1.0951	1.0889 1.0935	1.0889 1.0941	1.0889 1.0925
1-3/16" - 18 NEF		1.1499 1.1450	1.1514 1.1478	1.1514 1.1462	1.1514 1.1478	1.1514		1.1514 1.1577	1.1514 1.1561	1.1514 1.1566	1.1514 1.1550
1-1/4" - 7 NC	1.1550 1.1439	1.1550 1.1476	1.1572 1.1517	1.1572 1.1487	1.1572 1.1513	1.1572	1.1572 1.1716	1.1572 1.1668	1.1572 1.1644	1.1572 1.1657	1.1572 1.1631
1-1/4" - 12 NF	1.1941 1.1849	1.1941 1.1879	1.1959 1.1913	1.1959 1.1903	1.1959 1.1919	1.1959	1.1959 1.2079	1.1959 1.2039	1.1959 1.2019	1.1959 1.2015	1.1959 1.1999
1-1/4" - 18 NEF		1.2124 1.2075	1.2139 1.2103	1.2139 1.2086	1.2139 1.2102	1.2139		1.2139 1.2202	1.2139 1.2186	1.2139 1.2192	1.2139 1.2176
1-5/16" - 18 NEF		1.2749 1.2700	1.2764 1.2728	1.2764 1.2711	1.2764 1.2727	1.2764		1.2764 1.2827	1.2764 1.2811	1.2764 1.2817	1.2764 1.2801
1-3/8" - 6 NC	1.2643 1.2523	1.2643 1.2563	1.2667 1.2607	1.2667 1.2566	1.2667 1.2596	1.2667	1.2667 1.2822	1.2667 1.2771	1.2667 1.2745	1.2667 1.2768	1.2667 1.2738
1-3/8" - 12 NF	1.3190 1.3096	1.3190 1.3127	1.3209 1.3162	1.3209 1.3153	1.3209 1.3169	1.3209	1.3209 1.3332	1.3209 1.3291	1.3209 1.2370	1.3209 1.3265	1.3209 1.3249
1-3/8" - 18 NEF		1.3374 1.3325	1.3389 1.3353	1.3389 1.3335	1.3389 1.3351	1.3389		1.3389 1.3452	1.3389 1.3436	1.3389 1.3443	1.3389 1.3427
1-7/16" - 18 NEF		1.3999 1.3949	1.4014 1.3977	1.4014 1.3960	1.4014 1.3976	1.4014		1.4014 1.4079	1.4014 1.4062	1.4014 1.4068	1.4014 1.4052
1-1/2" - 6 NC	1.3893 1.3772	1.3893 1.3812	1.3917 1.3856	1.3917 1.3816	1.3917 1.3846	1.3917	1.3917 1.4075	1.3917 1.4022	1.3917 1.3996	1.3917 1.4018	1.3917 1.3988
1-1/2" - 12 NF	1.4440 1.4344	1.4440 1.4376	1.4459 1.4411	1.4459 1.4403	1.4459 1.4419	1.4459	1.4459 1.4584	1.4459 1.4542	1.4459 1.4522	1.4459 1.4515	1.4459 1.4499
1-1/2" - 18 NEF		1.4624 1.4574	1.4639 1.1402	1.4639 1.4584	1.4639 1.4601	1.4639		1.4639 1.4704	1.4639 1.4687	1.4639 1.4694	1.4639 1.4677



DECIMAL AND METRIC EQUIVALENTS

Drill Size	Decimal	MM	Drill Size	Decimal	MM	Drill Size	Decimal	MM	Drill Size	Decimal	MM	Drill Size	Decimal	MM
80	0.0135	0.343		0.0538	1.367	28	0.1405	3.569	A	0.2340	5.944	27/64"	0.4219	10.716
79	0.0145	0.368	54	0.0550	1.397	9/64"	0.1406	3.572	15/64"	0.2344	5.953	7/16"	0.4375	11.113
1/64"	0.0156	0.397	53	0.0595	1.511	27	0.1440	3.658	B	0.2380	6.045	29/64"	0.4531	11.509
78	0.0160	0.406		0.0598	1.519	26	0.1470	3.734		0.2391	6.073	15/32"	0.4688	11.906
	0.0164	0.417	1/16"	0.0625	1.588	25	0.1495	3.797	C	0.2420	6.147	31/64"	0.4844	12.303
	0.0179	0.455	52	0.0635	1.613	24	0.1520	3.861	D	0.2460	6.248	1/2"	0.5000	12.700
77	0.0180	0.457	51	0.0670	1.702	23	0.1540	3.912	1/4"	0.2500	6.350	33/64"	0.5156	13.097
76	0.0200	0.508		0.0673	1.709	5/32"	0.1563	3.969	E	0.2500	6.350	17/32"	0.5313	13.494
	0.0209	0.531	50	0.0700	1.778	22	0.1570	3.988	F	0.2570	6.528	35/64"	0.5469	13.891
75	0.0210	0.533	49	0.0730	1.854	21	0.1590	4.039	G	0.2610	6.629	9/16"	0.5625	14.288
74	0.0225	0.572		0.0747	1.897	20	0.1610	4.089	17/64"	0.2656	6.747	37/64"	0.5781	14.684
	0.0239	0.607	48	0.0760	1.930		0.1644	4.176	H	0.2660	6.756	19/32"	0.5938	15.081
73	0.0240	0.610	5/64"	0.0781	1.984	19	0.1660	4.216	I	0.2720	6.909	39/64"	0.6094	15.478
72	0.0250	0.635	47	0.0785	1.994	18	0.1695	4.305	J	0.2770	7.036	5/8"	0.6250	15.875
71	0.0260	0.660	46	0.0810	2.057	11/64"	0.1719	4.366	K	0.2810	7.137	41/64"	0.6406	16.272
	0.0269	0.683	45	0.0820	2.083	17	0.1730	4.394	9/32"	0.2813	7.144	21/32"	0.6563	16.669
70	0.0280	0.711	44	0.0860	2.184	16	0.1770	4.496	L	0.2900	7.366	43/64"	0.6719	17.066
69	0.0292	0.742	43	0.0890	2.261		0.1793	4.554	M	0.2950	7.493	11/16"	0.6875	17.463
	0.0299	0.759		0.0897	2.278	15	0.1800	4.572	19/64"	0.2969	7.541	45/64"	0.7031	17.859
68	0.0310	0.787	42	0.0935	2.375	14	0.1820	4.623	N	0.3020	7.671	23/32"	0.7188	18.256
1/32"	0.0313	0.794	3/32"	0.0938	2.381	13	0.1850	4.699	5/16"	0.3125	7.938	47/64"	0.7344	18.653
67	0.0320	0.813	41	0.0960	2.438	3/16"	0.1875	4.763	O	0.3160	8.026	3/4"	0.7500	19.050
	0.0329	0.836	40	0.0980	2.489	12	0.1890	4.801	P	0.3230	8.204	49/64"	0.7656	19.447
66	0.0330	0.838	39	0.0995	2.527	11	0.1910	4.851	21/64"	0.3281	8.334	25/32"	0.7813	19.844
65	0.0350	0.889	38	0.1015	2.578	10	0.1935	4.915	Q	0.3320	8.433	51/64"	0.7969	20.241
	0.0359	0.912	37	0.1040	2.642		0.1943	4.935	R	0.3390	8.611	13/16"	0.8125	20.638
64	0.0360	0.914		0.1046	2.657	9	0.1960	4.978	11/32"	0.3438	8.731	53/64"	0.8281	21.034
63	0.0370	0.940	36	0.1065	2.705	8	0.1990	5.055	S	0.3480	8.839	27/32"	0.8438	21.431
62	0.0380	0.965	7/64"	0.1094	2.778	7	0.2010	5.105	T	0.3580	9.093	55/64"	0.8594	21.828
61	0.0390	0.991	35	0.1100	2.794	13/64"	0.2031	5.159	23/64"	0.3594	9.128	7/8"	0.8750	22.225
60	0.0400	1.016	34	0.1110	2.819	6	0.2040	5.182	U	0.3680	9.347	57/64"	0.8906	22.622
59	0.0410	1.041	33	0.1130	2.870	5	0.2055	5.220	3/8"	0.3750	9.525	29/32"	0.9063	23.019
	0.0418	1.062	32	0.1160	2.946	4	0.2090	5.309	V	0.3770	9.576	59/64"	0.9219	23.416
58	0.0420	1.067		0.1196	3.038		0.2092	5.314	W	0.3860	9.804	15/16"	0.9375	23.813
57	0.0430	1.092	31	0.1200	3.048	3	0.2130	5.410	25/64"	0.3906	9.922	61/64"	0.9531	24.209
56	0.0465	1.181	1/8"	0.1250	3.175	7/32"	0.2188	5.556	X	0.3970	10.084	31/32"	0.9688	24.606
3/64"	0.0469	1.191	30	0.1285	3.264	2	0.2210	5.613	Y	0.4040	10.262	63/64"	0.9844	25.003
	0.0478	1.214		0.1345	3.416		0.2242	5.695	13/32"	0.4063	10.319	1	1.0000	25.400
55	0.0520	1.321	29	0.1360	3.454	1	0.2280	5.791	Z	0.4130	10.490			

TAP DRILL SIZES							
THREAD	DRILL	THREAD	DRILL	THREAD	DRILL	THREAD	DRILL
0-80	3/64	7/16-14	U	6-40	No. 33	1-8	7/8
1-64	No. 53	7/16-20	W	8-32	No. 29	1-14	15/16
1-72	No. 53	1/2-13	27/64	8-36	No. 29	1-1/8-7	63/64
2-56	No. 51	1/2-20	29/64	10-24	No. 25	1-1/8-12	1-3/64
2-64	No. 50	9/16-12	31/64	10-32	No. 21	1-1/4-7	1-7/64
3-48	No. 47	9/16-18	33/64	12-24	No. 17	1-1/4-12	1-11/64
3-56	No. 46	5/8-11	17/32	12-28	No. 15	1-1/2-6	1-11/32
4-40	No. 43	5/8-18	37/64	1/4-20	No. 7	1-1/2-12	1-27/64
4-48	No. 42	3/4-10	21/32	1/4-28	No. 3	1-3/4-5	1-35/64
5-40	No. 39	3/4-16	11/16	5/16-18	F	1-3/4-12	1-43/64
5-44	No. 37	7/8-9	49/64	5/16-24	I	2 - 4-1/2	1-25-32
6-32	No. 36	7/8-14	13/16	3/8-16	5/16	2-12	1-59-64
6-40	No. 33	1-8	7/8	3/8-24	Q	2-1/4-4-1/2	2-1/32

TAPER PIPE			
THREAD	DRILL	THREAD	DRILL
1/8-27	R	1-1/2-11-1/2	1-47/64
1/4-18	7/16	2-11-1/2	2-7/32
3/8-18	37/64	2-1/2-8	2-5/8
1/2-14	23/32	3-8	3-1/4
3/4-14	59/64	3-1/2-8	3-3/4
1-111/2	1-5/32	4-8	4-1/4
1-1/4-11-1/2	1-1/2		



Meyer Gage Corporate Message

There has always been a Meyer in the house. From founder Albert Meyer to John and James today, the Meyer feel for product quality and customer satisfaction is always guiding the growth of the company. "We are gage specialists, selling to a segment of the market that demands the most consistent, high level quality, at sensible prices, and we never forget it."

At Meyer Gage, everybody is very aware that the world of manufacturing and quality is changing constantly. Since 1960, we have been focused on producing the very finest, fixed limit gages, available in the world. Our company logo says it all, "Gage Makers for the World."

Keep your eyes on us as we are always changing to meet the challenges and needs of our most valued asset: you, the customer.

INTRODUCTION & COMPANY PROFILE

We are located in South Windsor, CT in a 28,000 square foot building. We have positioned ourselves to provide customers with quick response and short lead times at competitive prices.

Our specialty includes, but is not limited to the following:

Precision Fixed Limit Gages for use in Aerospace, Medical, Automotive Electronic and Metal Working Industries.

QUALITY POLICY STATEMENT

We will strive to ensure customer satisfaction by continuously improving the effectiveness of our process and providing on time delivery of defect free products to our valued customers. Complete customer satisfaction is our goal.

Each employee is responsible for reaching desired requirements each and every time by first, knowing and understanding his/her job function and then by performing each task to the best of his/her ability. When an employee believes there is a "better way" he/she has the power to initiate action to cause formal changes through management.

Comprehensive documentation governs our quality program, procedures, and practices. This documentation, some that affects product quality shall be formally documented and controlled. All such documents shall be maintained current and be easily accessible.

We are comprised of one facility located at 230 Burnham St., South Windsor, Ct. USA and have been in continuous operation since 1960. We are autonomous with our own documented quality system and a quality manual defining the method(s) of controlling product or service.

COMMITMENT TO QUALITY

As President and Vice President, we fully support the effort to maintain the quality system and its compliance to ISO 9001:2000. With this quality system we are committed to a strategy of continuous improvement by active participation of all employees resulting in total customer satisfaction. We place an emphasis on defect prevention, rather than defect detection. Quality is every employee's responsibility.

John Meyer, Vice President



James Meyer, President





WARRANTY:

Meyer Gage warrants all gages for 30 days from date of shipment, except in cases of customer error or mishandling. This 30 day period allows ample time for all gages to be inspected for any manufacturing inaccuracies.



ORDERING INFORMATION:

Visit our Distributor locator @ www.meyergage.com to find your local distributor, or call us direct for a Distributor nearest you.



RETURNS AND EXCHANGES:

An RMA is required for all exchanges and returns. Please contact our customer service department for assistance.

CERTIFICATIONS:

For details see page 7.

MINIMUM ORDER CHARGE:

There is a twenty dollar minimum charge (USA only) \$50 minimum for outside the US.



QUALITY POLICY STATEMENT:

Meyer Gage Co. will strive to ensure customer satisfaction by continuously improving the effectiveness of our process, and providing on time delivery of defect free products to our valued customers.

Complete Customer Satisfaction is our Goal.

Meyer branded gages and sets are made in the U.S.A.
Black OX branded gages and sets are assembled in the U.S.A.



Meyer Gage Company, Inc.

230 Burnham Street, South Windsor, CT 06074
Tel. 860 528-6526
Toll Free 1-800 243-7087
Fax 860 528-1428 (24 Hours)
www.meyergage.com



Distributed by:

